

### RX SERIES ▪ ULTRA LONG LIFE 85°C TYPE

#### KEY FEATURES



- ALUMINUM ELECTROLYTIC CAPACITOR ▪ Screw terminal type
- Endurance: 85°C ▪ 5000 hours, Useful life: 85°C ▪ 20000 hours
- Wide capacitance range
- All-welded construction ensures highest reliability
- Bottom cooling possible due to the thermal construction



#### SPECIFICATIONS

Items		Performance Characteristics			
Operating Temperature Range		-40 ~ +85°C		-25 ~ +85°C	
Rated Voltage Range	V <sub>R</sub>	160 ~ 450V DC		500 ~ 650V DC	
Surge Voltage	V <sub>S</sub>	(V <sub>R</sub> ≤ 315V): V <sub>S</sub> = 1.15·V <sub>R</sub>		(V <sub>R</sub> > 315V): V <sub>S</sub> = 1.10·V <sub>R</sub>	
Capacitance Range	C <sub>R</sub>	220 ~ 100000μF		1000 ~ 15000μF	
Cap. Tolerance	ΔC	±20% (120Hz ▪ 20°C)			
Leakage Current (20°C ▪ V <sub>R</sub> applied)	I <sub>LEAK</sub>	≤ 0.018·(C <sub>R</sub> ·V <sub>R</sub> ) <sup>0.85</sup> + 4 (μA) or 5mA (whichever is smaller) ▪ After 5 minutes [ I <sub>LEAK</sub> (μA) ; C <sub>R</sub> (μF) ; V <sub>R</sub> (V) ]			
Dissipation Factor % (20°C ▪ 120Hz)	tanδ	V <sub>R</sub> (V DC)	160 ~ 450	500 ~ 550	≥ 600
		tanδ	15	20	25
Low Temperature Characteristics at 120Hz	Z ratio max.	V <sub>R</sub> (V DC)	160 ~ 450	≥ 500	
		Z-25°C/Z+20°C	4	4	
		Z-40°C/Z+20°C	10	-	
Lifetime Test					
Useful Life 85°C (V <sub>R</sub> & I <sub>R</sub> applied)	Test	20 000 hours			
	ΔC/C <sub>R</sub>	≤ ±15% of initial measured value			
	tanδ	≤ 175% of initial specified value			
	I <sub>Leak</sub>	≤ the initial specified value			
	Deviation Rate at Useful Life: 100 FIT = 0.01%/1000h with 60% confidence level ▪ parts show higher drift as test criteria				
Endurance 85°C (V <sub>R</sub> & I <sub>R</sub> applied)	Test	5 000 hours			
	ΔC/C <sub>R</sub>	≤ ±10% of initial measured value			
	tanδ	≤ 150% of initial specified value			
	I <sub>Leak</sub>	≤ the initial specified value			
Shelf Life 85°C (V <sub>R</sub> = 0)	Test	1 000 hours			
	ΔC/C <sub>R</sub>	≤ ±10% of initial measured value			
	tanδ	≤ 150% of initial specified value			
	I <sub>Leak</sub>	≤ the initial specified value			
		Before measurement: Restore capacitor to 20°C, apply V <sub>R</sub> for 30 min according JIS-C-5101-4			
Vibration Resistance Test		Max. 10g force, f <sub>RANGE</sub> 10Hz ... 55Hz, amplitude 0.75mm; X/Y/Z-axis each 2h; capacitor rigidly clamped by body to surface ▪ IEC 60068-2-6			

★ Remark: For Halogen Free products see chapter SLEEVE AND PRINTING selection.

## STANDARD RATINGS

□□□ see terminal code at dimensions table

V <sub>R</sub> (V)	C <sub>R</sub> (μF)	ø D (mm)	L (mm)	Typ. ESR +20°C • 120Hz (mΩ)	Max. ESR +20°C • 120Hz (mΩ)	I <sub>R</sub> • Max. Ripple Current +85°C • 120Hz (mA rms)	CapXon Part Number
160	1000	35	60	110	200	2500	RX102M160P600□□□
	1500	35	80	68	130	3300	RX152M160P800□□□
	2200	35	80	48	90	3450	RX222M160P800□□□
	2200	35	100	48	90	3500	RX222M160PA00□□□
	3300	35	120	32	60	4720	RX332M160PA20□□□
	3300	51	80	32	60	4800	RX332M160R800□□□
	4700	51	80	22	42	5100	RX472M160R800□□□
	4700	51	100	22	42	6000	RX472M160RA00□□□
	6800	51	100	15	29	6400	RX682M160RA00□□□
	6800	51	140	15	29	7000	RX682M160RA40□□□
	6800	63.5	100	15	29	7000	RX682M160SA00□□□
	10000	63.5	100	10	20	9110	RX103M160SA00□□□
	10000	63.5	120	10	20	10000	RX103M160SA20□□□
	15000	76.2	100	7	13	12100	RX153M160TA00□□□
	15000	76.2	120	7	13	13000	RX153M160TA20□□□
	22000	76.2	140	6	11	17000	RX223M160TA40□□□
	22000	89	130	6	11	18000	RX223M160XA30□□□
	33000	89	140	5	9	19300	RX333M160XA40□□□
	47000	89	170	4	7	20700	RX473M160XA70□□□
	47000	89	220	4	7	23000	RX473M160XB20□□□
	68000	89	220	4	6	23200	RX683M160XB20□□□
200	100000	100	250	3	5	24500	RX104M160DB50□□□
	680	35	50	150	290	1900	RX681M200P500□□□
	1000	35	60	110	200	2600	RX102M200P600□□□
	1500	35	80	68	130	3400	RX152M200P800□□□
	2200	35	100	48	90	3600	RX222M200PA00□□□
	2200	35	120	48	90	4000	RX222M200PA20□□□
	2200	51	80	48	90	4000	RX222M200R800□□□
	3300	51	80	32	60	4820	RX332M200R800□□□
	3300	51	100	32	60	5000	RX332M200RA00□□□
	4700	51	140	22	42	6500	RX472M200RA40□□□
	4700	63.5	100	22	42	6480	RX472M200SA00□□□
	6800	51	140	15	29	7400	RX682M200RA40□□□
	6800	63.5	120	15	29	8000	RX682M200SA20□□□
	10000	63.5	120	10	20	10300	RX103M200SA20□□□
	10000	76.2	120	10	20	13100	RX103M200TA20□□□
	15000	76.2	120	7	13	13400	RX153M200TA20□□□
	15000	76.2	140	7	13	15000	RX153M200TA40□□□
	15000	76.2	160	7	13	16100	RX153M200TA60□□□
	22000	76.2	160	6	9	17400	RX223M200TA60□□□
	22000	89	140	6	9	17800	RX223M200XA40□□□
	33000	89	170	4	7	19550	RX333M200XA70□□□
	47000	89	220	3	6	21000	RX473M200XB20□□□
	68000	100	250	3	5	22700	RX683M200DB50□□□

## STANDARD RATINGS

□□□ see terminal code at dimensions table

V <sub>R</sub> (V)	C <sub>R</sub> (μF)	ø D (mm)	L (mm)	Typ. ESR +20°C • 120Hz (mΩ)	Max. ESR +20°C • 120Hz (mΩ)	I <sub>R</sub> • Max. Ripple Current +85°C • 120Hz (mA rms)	CapXon Part Number
250	470	35	60	220	420	2700	RX471M250P600□□□
	680	35	80	150	290	2800	RX681M250P800□□□
	1000	35	80	110	200	2980	RX102M250P800□□□
	1000	35	100	110	200	3300	RX102M250PA00□□□
	1500	35	100	68	130	3600	RX152M250PA00□□□
	1500	51	80	68	130	3700	RX152M250R800□□□
	2200	51	80	48	90	4100	RX222M250R800□□□
	2200	51	100	48	90	5500	RX222M250RA00□□□
	3300	51	100	32	60	5500	RX332M250RA00□□□
	3300	51	140	32	60	6000	RX332M250RA40□□□
	3300	63.5	100	32	60	6000	RX332M250SA00□□□
	4700	63.5	100	22	42	7350	RX472M250SA00□□□
	4700	63.5	120	22	42	8000	RX472M250SA20□□□
	6800	63.5	120	15	29	8950	RX682M250SA20□□□
	6800	76.2	120	15	29	10000	RX682M250TA20□□□
	10000	76.2	120	10	20	13300	RX103M250TA20□□□
	10000	76.2	160	10	20	14000	RX103M250TA60□□□
	10000	89	140	10	20	14000	RX103M250XA40□□□
	15000	89	140	7	13	16500	RX153M250XA40□□□
	15000	89	170	7	13	18000	RX153M250XA70□□□
	22000	89	170	5	9	18300	RX223M250XA70□□□
	22000	89	220	5	9	22400	RX223M250XB20□□□
	33000	89	220	3	6	22500	RX333M250XB20□□□
	47000	100	250	3	5	28500	RX473M250DB50□□□
350	330	35	60	320	600	2100	RX331M350P600□□□
	470	35	80	220	420	3000	RX471M350P800□□□
	680	35	100	150	290	3800	RX681M350PA00□□□
	820	35	80	130	240	4100	RX821M350P800□□□
	1000	35	100	110	200	4500	RX102M350PA00□□□
	1000	51	60	110	200	4000	RX102M350R600□□□
	1000	51	80	110	200	5700	RX102M350R800□□□
	1200	51	60	89	170	4950	RX122M350R600□□□
	1200	51	83	89	170	5800	RX122M350R830□□□
	1500	51	75	68	130	6000	RX152M350R750□□□
	1500	51	100	68	130	7000	RX152M350RA00□□□
	1800	51	75	58	110	6800	RX182M350R750□□□
	1800	51	90	58	110	7350	RX182M350R900□□□
	1800	63.5	96	58	110	8500	RX182M350S960□□□
	2200	51	105	48	90	8500	RX222M350RA05□□□
	2200	51	120	48	90	9000	RX222M350RA20□□□
	2700	51	105	39	74	9400	RX272M350RA05□□□
	2700	51	115	39	74	10600	RX272M350RA15□□□
	2700	63.5	80	39	74	9800	RX272M350S800□□□
	2700	63.5	85	39	74	10100	RX272M350S850□□□

## STANDARD RATINGS

□□□ see terminal code at dimensions table

V <sub>R</sub> (V)	C <sub>R</sub> (μF)	ø D (mm)	L (mm)	Typ. ESR +20°C • 120Hz (mΩ)	Max. ESR +20°C • 120Hz (mΩ)	I <sub>R</sub> • Max. Ripple Current +85°C • 120Hz (mA rms)	CapXon Part Number
350	3300	51	115	32	60	10800	RX332M350RA15□□□
	3300	51	130	32	60	12500	RX332M350RA30□□□
	3300	63.5	90	32	60	12000	RX332M350S900□□□
	3300	63.5	100	32	60	12500	RX332M350SA00□□□
	3900	63.5	100	27	51	13000	RX392M350SA00□□□
	3900	63.5	115	27	51	13900	RX392M350SA15□□□
	3900	76.2	80	27	51	13000	RX392M350T800□□□
	4700	63.5	105	22	42	14000	RX472M350SA05□□□
	4700	63.5	115	22	42	14500	RX472M350SA15□□□
	4700	76.2	90	22	42	14000	RX472M350T900□□□
	4700	76.2	120	22	42	16000	RX472M350TA20□□□
	5600	63.5	130	19	36	17400	RX562M350SA30□□□
	5600	63.5	150	19	36	19000	RX562M350SA50□□□
	5600	76.2	100	19	36	16800	RX562M350TA00□□□
	5600	76.2	115	19	36	18000	RX562M350TA15□□□
	6800	63.5	140	15	29	19000	RX682M350SA40□□□
	6800	63.5	155	15	29	19600	RX682M350SA55□□□
	6800	76.2	105	15	29	19000	RX682M350TA05□□□
	6800	76.2	115	15	29	20000	RX682M350TA15□□□
	6800	89	100	15	29	20000	RX682M350XA00□□□
	8200	63.5	170	13	24	20700	RX822M350SA70□□□
	8200	63.5	190	13	24	22000	RX822M350SA90□□□
	8200	76.2	120	13	24	20000	RX822M350TA20□□□
	8200	76.2	143	13	24	21000	RX822M350TA43□□□
	8200	76.2	155	13	24	22500	RX822M350TA55□□□
	8200	89	105	13	24	20000	RX822M350XA05□□□
	8200	89	120	13	24	22000	RX822M350XA20□□□
	10000	76.2	140	10	20	24000	RX103M350TA40□□□
	10000	76.2	155	10	20	25000	RX103M350TA55□□□
	10000	89	130	10	20	27000	RX103M350XA30□□□
	10000	89	155	10	20	29000	RX103M350XA55□□□
	12000	76.2	170	9	17	27600	RX123M350TA70□□□
	12000	89	130	9	17	27500	RX123M350XA30□□□
	12000	89	155	9	17	29500	RX123M350XA55□□□
	12000	89	170	9	17	31000	RX123M350XA70□□□
	15000	76.2	220	7	13	35400	RX153M350TB20□□□
	15000	89	155	7	13	33800	RX153M350XA55□□□
	15000	89	170	7	13	35100	RX153M350XA70□□□
	15000	89	190	7	13	36000	RX153M350XA90□□□
	18000	89	180	6	11	43800	RX183M350XA80□□□
	18000	89	220	6	11	44600	RX183M350XB20□□□
	18000	100	190	6	11	48000	RX183M350DA90□□□
	22000	89	220	5	9	46700	RX223M350XB20□□□
	22000	100	250	5	9	48000	RX223M350DB50□□□

## STANDARD RATINGS

□□□ see terminal code at dimensions table

V <sub>R</sub> (V)	C <sub>R</sub> (μF)	ø D (mm)	L (mm)	Typ. ESR +20°C • 120Hz (mΩ)	Max. ESR +20°C • 120Hz (mΩ)	I <sub>R</sub> • Max. Ripple Current +85°C • 120Hz (mA rms)	CapXon Part Number
400	220	35	50	470	900	1900	RX221M400P500□□□
	330	35	60	320	600	2300	RX331M400P600□□□
	470	35	80	220	420	4400	RX471M400P800□□□
	680	35	80	150	290	4500	RX681M400P800□□□
	680	35	120	150	290	5000	RX681M400PA20□□□
	680	51	80	150	290	6000	RX681M400R800□□□
	820	35	100	130	240	4700	RX821M400PA00□□□
	1000	51	60	110	200	4800	RX102M400R600□□□
	1000	51	80	110	200	6200	RX102M400R800□□□
	1200	51	70	89	170	5000	RX122M400R700□□□
	1200	51	83	89	170	6500	RX122M400R830□□□
	1500	51	80	68	130	6400	RX152M400R800□□□
	1500	51	95	68	130	7000	RX152M400R950□□□
	1500	63.5	95	68	130	8000	RX152M400S950□□□
	1800	51	85	58	110	7000	RX182M400R850□□□
	1800	51	95	58	110	7400	RX182M400R950□□□
	2200	51	105	48	90	8800	RX222M400RA05□□□
	2200	51	115	48	90	10000	RX222M400RA15□□□
	2200	63.5	85	48	90	10100	RX222M400S850□□□
	2200	63.5	100	48	90	11500	RX222M400SA00□□□
	2200	76.2	105	48	90	12500	RX222M400TA05□□□
	2700	51	115	39	74	10800	RX272M400RA15□□□
	2700	51	130	39	74	11000	RX272M400RA30□□□
	2700	63.5	90	39	74	11000	RX272M400S900□□□
	2700	63.5	105	39	74	12000	RX272M400SA05□□□
	2700	76.2	75	39	74	11600	RX272M400T750□□□
	3300	51	130	32	60	12800	RX332M400RA30□□□
	3300	51	150	32	60	14000	RX332M400RA50□□□
	3300	63.5	95	32	60	13000	RX332M400S950□□□
	3300	63.5	115	32	60	14000	RX332M400SA15□□□
	3300	76.2	90	32	60	14000	RX332M400T900□□□
	3300	76.2	105	32	60	14300	RX332M400TA05□□□
	3300	76.2	120	32	60	15000	RX332M400TA20□□□
	3900	63.5	100	27	51	14200	RX392M400SA00□□□
	3900	63.5	115	27	51	15200	RX392M400SA15□□□
	3900	76.2	90	27	51	15100	RX392M400T900□□□
	3900	76.2	120	27	51	16500	RX392M400TA20□□□
	4700	63.5	120	22	42	16000	RX472M400SA20□□□
	4700	63.5	155	22	42	17500	RX472M400SA55□□□
	4700	76.2	105	22	42	15500	RX472M400TA05□□□
	5600	63.5	145	19	36	18000	RX562M400SA45□□□
	5600	63.5	155	19	36	18200	RX562M400SA55□□□
	5600	63.5	170	19	36	19000	RX562M400SA70□□□
	5600	76.2	105	19	36	17000	RX562M400TA05□□□

## STANDARD RATINGS

□□□ see terminal code at dimensions table

V <sub>R</sub> (V)	C <sub>R</sub> (μF)	ø D (mm)	L (mm)	Typ. ESR +20°C • 120Hz (mΩ)	Max. ESR +20°C • 120Hz (mΩ)	I <sub>R</sub> • Max. Ripple Current +85°C • 120Hz (mA rms)	CapXon Part Number
400	5600	76.2	130	19	36	19000	RX562M400TA30□□□
	5600	89	92	19	36	18000	RX562M400X920□□□
	6800	63.5	160	15	29	23500	RX682M400SA60□□□
	6800	63.5	190	15	29	24200	RX682M400SA90□□□
	6800	76.2	130	15	29	19200	RX682M400TA30□□□
	6800	76.2	150	15	29	21500	RX682M400TA50□□□
	6800	89	105	15	29	21200	RX682M400XA05□□□
	6800	89	120	15	29	22300	RX682M400XA20□□□
	8200	76.2	135	13	24	24000	RX822M400TA35□□□
	8200	76.2	155	13	24	25000	RX822M400TA55□□□
	8200	76.2	170	13	24	26200	RX822M400TA70□□□
	8200	89	120	13	24	25000	RX822M400XA20□□□
	8200	89	140	13	24	26000	RX822M400XA40□□□
	10000	76.2	160	10	20	31600	RX103M400TA60□□□
	10000	76.2	180	10	20	33000	RX103M400TA80□□□
	10000	89	130	10	20	31000	RX103M400XA30□□□
	10000	89	155	10	20	34000	RX103M400XA55□□□
	12000	76.2	220	9	17	34000	RX123M400TB20□□□
	12000	89	155	9	17	30000	RX123M400XA55□□□
	12000	89	170	9	17	31300	RX123M400XA70□□□
	15000	89	180	7	13	39900	RX153M400XA80□□□
	15000	89	200	7	13	40700	RX153M400XB00□□□
	18000	89	210	6	11	43000	RX183M400XB10□□□
	18000	89	240	6	11	45000	RX183M400XB40□□□
	22000	100	240	5	9	47000	RX223M400DB40□□□
420	820	51	60	130	240	3800	RX821M420R600□□□
	1000	51	70	110	200	5100	RX102M420R700□□□
	1200	51	80	89	170	6600	RX122M420R800□□□
	1800	51	95	58	110	7600	RX182M420R950□□□
	1800	51	105	58	110	8000	RX182M420RA05□□□
	2200	51	115	48	90	10100	RX222M420RA15□□□
	2700	51	120	39	74	11000	RX272M420RA20□□□
	2700	63.5	90	39	74	11000	RX272M420S900□□□
	3300	51	130	32	60	13000	RX332M420RA30□□□
	3300	63.5	105	32	60	13500	RX332M420SA05□□□
	3300	76.2	105	32	60	14600	RX332M420TA05□□□
	3900	63.5	115	27	51	15800	RX392M420SA15□□□
	3900	63.5	130	27	51	16400	RX392M420SA30□□□
	3900	76.2	90	27	51	15500	RX392M420T900□□□
	4700	63.5	143	22	42	17000	RX472M420SA43□□□
	4700	63.5	155	22	42	17800	RX472M420SA55□□□
	4700	76.2	105	22	42	15700	RX472M420TA05□□□
	4700	76.2	143	22	42	17500	RX472M420TA43□□□
	5600	63.5	170	19	36	19200	RX562M420SA70□□□

## STANDARD RATINGS

□□□ see terminal code at dimensions table

V <sub>R</sub> (V)	C <sub>R</sub> (μF)	ø D (mm)	L (mm)	Typ. ESR +20°C • 120Hz (mΩ)	Max. ESR +20°C • 120Hz (mΩ)	I <sub>R</sub> • Max. Ripple Current +85°C • 120Hz (mA rms)	CapXon Part Number
420	5600	76.2	115	76.2	115	17500	RX562M420TA15□□□
	5600	76.2	130	76.2	130	19200	RX562M420TA30□□□
	5600	89	90	89	90	18100	RX562M420X900□□□
	6800	76.2	143	76.2	143	21100	RX682M420TA43□□□
	6800	76.2	155	76.2	155	22000	RX682M420TA55□□□
	6800	89	105	89	105	19900	RX682M420XA05□□□
	6800	89	115	89	115	20500	RX682M420XA15□□□
	8200	76.2	170	76.2	170	27100	RX822M420TA70□□□
	8200	89	115	89	115	25000	RX822M420XA15□□□
	8200	89	130	89	130	26200	RX822M420XA30□□□
	10000	76.2	180	76.2	180	34000	RX103M420TA80□□□
	10000	76.2	220	76.2	220	37000	RX103M420TB20□□□
	10000	89	143	89	143	33000	RX103M420XA43□□□
	10000	89	155	89	155	35000	RX103M420XA55□□□
	12000	76.2	220	76.2	220	35000	RX123M420TB20□□□
	12000	89	155	89	155	31100	RX123M420XA55□□□
	12000	89	170	89	170	31700	RX123M420XA70□□□
	15000	89	190	89	190	40100	RX153M420XA90□□□
	18000	89	220	89	220	43300	RX183M420XB20□□□
450	220	35	50	35	50	2000	RX221M450P500□□□
	330	35	60	35	60	2500	RX331M450P600□□□
	470	35	80	35	80	4500	RX471M450P800□□□
	470	51	75	51	75	4500	RX471M450R750□□□
	680	35	100	35	100	4600	RX681M450PA00□□□
	680	35	120	35	120	5200	RX681M450PA20□□□
	680	51	80	51	80	6200	RX681M450R800□□□
	820	35	110	35	110	6400	RX821M450PA10□□□
	820	51	60	51	60	6000	RX821M450R600□□□
	1000	51	70	51	70	6300	RX102M450R700□□□
	1000	51	80	51	80	6500	RX102M450R800□□□
	1200	51	80	51	80	7000	RX122M450R800□□□
	1200	51	95	51	95	7300	RX122M450R950□□□
	1200	63.5	95	63.5	95	8300	RX122M450S950□□□
	1500	51	95	51	95	7500	RX152M450R950□□□
	1500	51	115	51	115	7800	RX152M450RA15□□□
	1800	51	105	51	105	8200	RX182M450RA05□□□
	1800	51	115	51	115	8400	RX182M450RA15□□□
	1800	63.5	80	63.5	80	8000	RX182M450S800□□□
	1800	63.5	105	63.5	105	8500	RX182M450SA05□□□
	2200	51	115	51	115	10200	RX222M450RA15□□□
	2200	51	130	51	130	11000	RX222M450RA30□□□
	2200	63.5	90	63.5	90	10000	RX222M450S900□□□
	2200	63.5	120	63.5	120	12100	RX222M450SA20□□□
	2200	76.2	85	76.2	85	11000	RX222M450T850□□□



## STANDARD RATINGS

□□□ see terminal code at dimensions table

V <sub>R</sub> (V)	C <sub>R</sub> (μF)	ø D (mm)	L (mm)	Typ. ESR +20°C • 120Hz (mΩ)	Max. ESR +20°C • 120Hz (mΩ)	I <sub>R</sub> • Max. Ripple Current +85°C • 120Hz (mA rms)	CapXon Part Number
450	2700	51	115	39	74	11200	RX272M450RA15□□□
	2700	51	130	39	74	12000	RX272M450RA30□□□
	2700	63.5	95	39	74	12000	RX272M450S950□□□
	2700	63.5	115	39	74	13000	RX272M450SA15□□□
	2700	76.2	80	39	74	12000	RX272M450T800□□□
	2700	76.2	130	39	74	14800	RX272M450TA30□□□
	3300	63.5	105	32	60	13600	RX332M450SA05□□□
	3300	63.5	115	32	60	14000	RX332M450SA15□□□
	3300	76.2	100	32	60	15500	RX332M450TA00□□□
	3300	76.2	120	32	60	16000	RX332M450TA20□□□
	3900	63.5	125	27	51	16000	RX392M450SA25□□□
	3900	63.5	150	27	51	16600	RX392M450SA50□□□
	3900	76.2	90	27	51	15000	RX392M450T900□□□
	3900	76.2	115	27	51	17000	RX392M450TA15□□□
	3900	89	90	27	51	17000	RX392M450X900□□□
	4700	63.5	145	22	42	18700	RX472M450SA45□□□
	4700	63.5	170	22	42	20000	RX472M450SA70□□□
	4700	76.2	105	22	42	18000	RX472M450TA05□□□
	4700	76.2	130	22	42	20000	RX472M450TA30□□□
	4700	89	110	22	42	20000	RX472M450XA10□□□
	5600	63.5	165	19	36	21700	RX562M450SA65□□□
	5600	63.5	190	19	36	23200	RX562M450SA90□□□
	5600	76.2	115	19	36	20500	RX562M450TA15□□□
	5600	76.2	130	19	36	21600	RX562M450TA30□□□
	5600	89	90	19	36	20200	RX562M450X900□□□
	5600	89	120	19	36	22800	RX562M450XA20□□□
	6800	89	105	15	29	22800	RX682M450XA05□□□
	6800	89	130	15	29	25000	RX682M450XA30□□□
	8200	76.2	165	13	24	27000	RX822M450TA65□□□
	8200	76.2	180	13	24	30000	RX822M450TA80□□□
	8200	89	130	13	24	29000	RX822M450XA30□□□
	8200	89	155	13	24	31000	RX822M450XA55□□□
	10000	76.2	220	10	20	37500	RX103M450TB20□□□
	10000	89	155	10	20	36100	RX103M450XA55□□□
	10000	89	170	10	20	37600	RX103M450XA70□□□
	12000	76.2	220	9	17	39100	RX123M450TB20□□□
	12000	89	155	9	17	36400	RX123M450XA55□□□
	12000	89	190	9	17	39900	RX123M450XA90□□□
	12000	100	190	9	17	42500	RX123M450DA90□□□
	15000	89	220	7	13	43500	RX153M450XB20□□□
	15000	89	240	7	13	45300	RX153M450XB40□□□
	15000	100	195	7	13	43900	RX153M450DA95□□□
	18000	100	237	6	11	48000	RX183M450DB37□□□
	22000	89	236	5	9	48000	RX223M450XB36□□□



## STANDARD RATINGS

□□□ see terminal code at dimensions table

V <sub>R</sub> (V)	C <sub>R</sub> (μF)	ø D (mm)	L (mm)	Typ. ESR +20°C • 120Hz (mΩ)	Max. ESR +20°C • 120Hz (mΩ)	I <sub>R</sub> = Max. Ripple Current +85°C • 120Hz (mA rms)	CapXon Part Number
500	1000	51	95	140	270	5600	RX102M500R950□□□
	1000	51	110	140	270	6000	RX102M500RA10□□□
	1000	63.5	80	140	270	6000	RX102M500S800□□□
	1200	51	95	120	220	7100	RX122M500R950□□□
	1200	51	115	120	220	8000	RX122M500RA15□□□
	1200	63.5	85	120	220	8100	RX122M500S850□□□
	1500	51	100	95	180	7200	RX152M500RA00□□□
	1500	51	115	95	180	7500	RX152M500RA15□□□
	1500	63.5	90	95	180	7500	RX152M500S900□□□
	1500	63.5	105	95	180	7800	RX152M500SA05□□□
	1800	51	130	79	150	8300	RX182M500RA30□□□
	1800	63.5	90	79	150	8200	RX182M500S900□□□
	1800	63.5	115	79	150	8600	RX182M500SA15□□□
	2200	51	143	63	120	12100	RX222M500RA43□□□
	2200	51	150	63	120	12500	RX222M500RA50□□□
	2200	63.5	105	63	120	11500	RX222M500SA05□□□
	2200	63.5	115	63	120	12200	RX222M500SA15□□□
	2700	63.5	115	52	98	13200	RX272M500SA15□□□
	2700	63.5	143	52	98	13800	RX272M500SA43□□□
	2700	76.2	90	52	98	12200	RX272M500T900□□□
	2700	76.2	110	52	98	13100	RX272M500TA10□□□
	3300	63.5	130	42	80	14300	RX332M500SA30□□□
	3300	63.5	150	42	80	15100	RX332M500SA50□□□
	3300	76.2	105	42	80	15100	RX332M500TA05□□□
	3300	76.2	115	42	80	16000	RX332M500TA15□□□
	3900	63.5	170	36	68	17200	RX392M500SA70□□□
	3900	76.2	115	36	68	17500	RX392M500TA15□□□
	3900	76.2	130	36	68	18200	RX392M500TA30□□□
	3900	89	90	36	68	17800	RX392M500X900□□□
	3900	89	120	36	68	19500	RX392M500XA20□□□
	4700	76.2	135	30	56	20500	RX472M500TA35□□□
	4700	76.2	150	30	56	21800	RX472M500TA50□□□
	4700	89	105	30	56	20000	RX472M500XA05□□□
	4700	89	130	30	56	22000	RX472M500XA30□□□
	5600	76.2	143	25	47	20000	RX562M500TA43□□□
	5600	76.2	170	25	47	20800	RX562M500TA70□□□
	5600	89	115	25	47	18200	RX562M500XA15□□□
	5600	89	130	25	47	19500	RX562M500XA30□□□
	6800	76.2	180	21	39	31000	RX682M500TA80□□□
	6800	76.2	190	21	39	31500	RX682M500TA90□□□
	6800	89	143	21	39	30600	RX682M500XA43□□□
	6800	89	170	21	39	31800	RX682M500XA70□□□
	8200	76.2	220	17	32	31800	RX822M500TB20□□□
	8200	89	155	17	32	32000	RX822M500XA55□□□

## STANDARD RATINGS

□□□ see terminal code at dimensions table

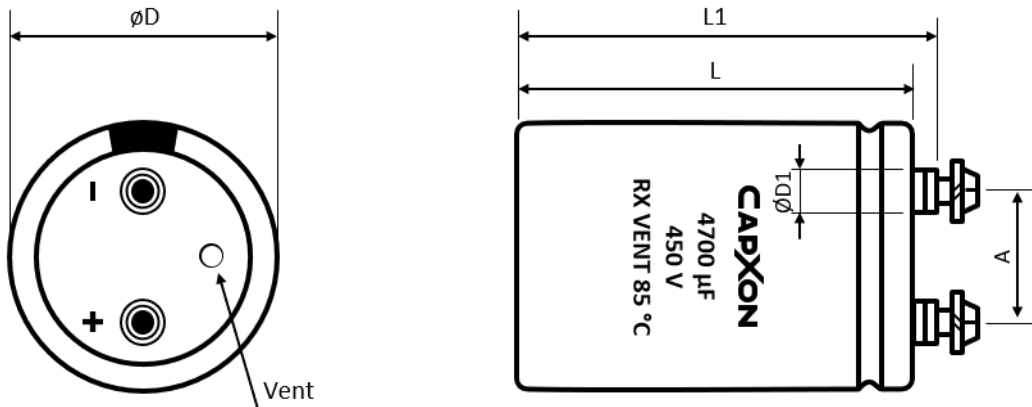
V <sub>R</sub> (V)	C <sub>R</sub> (μF)	ø D (mm)	L (mm)	Typ. ESR +20°C • 120Hz (mΩ)	Max. ESR +20°C • 120Hz (mΩ)	I <sub>R</sub> • Max. Ripple Current +85°C • 120Hz (mA rms)	CapXon Part Number
500	8200	89	175	17	32	33000	RX822M500XA75□□□
	8200	100	175	17	32	34100	RX822M500DA75□□□
	10000	89	190	14	27	38300	RX103M500XA90□□□
	10000	89	220	14	27	39500	RX103M500XB20□□□
	10000	100	190	14	27	41500	RX103M500DA90□□□
	12000	89	220	12	22	39100	RX123M500XB20□□□
	12000	89	240	12	22	40500	RX123M500XB40□□□
	12000	100	210	12	22	41600	RX123M500DB10□□□
	12000	100	240	12	22	42400	RX123M500DB40□□□
	15000	100	250	9	18	43500	RX153M500DB50□□□
550	1200	51	110	120	220	6400	RX122M550RA10□□□
	1200	63.5	110	120	220	8000	RX122M550SA10□□□
	1500	51	130	95	180	7700	RX152M550RA30□□□
	1500	63.5	130	95	180	9000	RX152M550SA30□□□
	1800	63.5	105	79	150	8700	RX182M550SA05□□□
	1800	63.5	120	79	150	9000	RX182M550SA20□□□
	1800	76.2	110	79	150	10000	RX182M550TA10□□□
	2200	63.5	120	63	120	10300	RX222M550SA20□□□
	2200	76.2	130	63	120	13000	RX222M550TA30□□□
	2700	63.5	150	52	98	12500	RX272M550SA50□□□
	2700	76.2	105	52	98	12300	RX272M550TA05□□□
	2700	76.2	155	52	98	16000	RX272M550TA55□□□
	3300	63.5	170	42	80	15200	RX332M550SA70□□□
	3300	76.2	130	42	80	15600	RX332M550TA30□□□
	3300	76.2	155	42	80	17000	RX332M550TA55□□□
	3900	76.2	140	36	68	18400	RX392M550TA40□□□
	3900	89	150	36	68	21000	RX392M550XA50□□□
	4700	76.2	170	30	56	22200	RX472M550TA70□□□
	4700	89	130	30	56	23200	RX472M550XA30□□□
	4700	89	170	30	56	25000	RX472M550XA70□□□
	5600	76.2	190	25	47	25000	RX562M550TA90□□□
	5600	89	150	25	47	24500	RX562M550XA50□□□
	5600	89	190	25	47	27200	RX562M550XA90□□□
	6800	89	170	21	39	27500	RX682M550XA70□□□
	6800	89	190	21	39	28900	RX682M550XA90□□□
	8200	89	220	17	32	36500	RX822M550XB20□□□
	8200	100	170	17	32	35000	RX822M550DA70□□□
	8200	100	220	17	32	40000	RX822M550DB20□□□
	10000	89	240	14	27	42500	RX103M550XB40□□□
	10000	100	200	14	27	42400	RX103M550DB00□□□
	10000	100	250	14	27	43000	RX103M550DB50□□□
600	1200	63.5	95	150	280	7000	RX122M600S950□□□
	1500	63.5	110	120	220	8400	RX152M600SA10□□□
	1800	63.5	125	95	180	9700	RX182M600SA25□□□

## STANDARD RATINGS

□□□ see terminal code at dimensions table

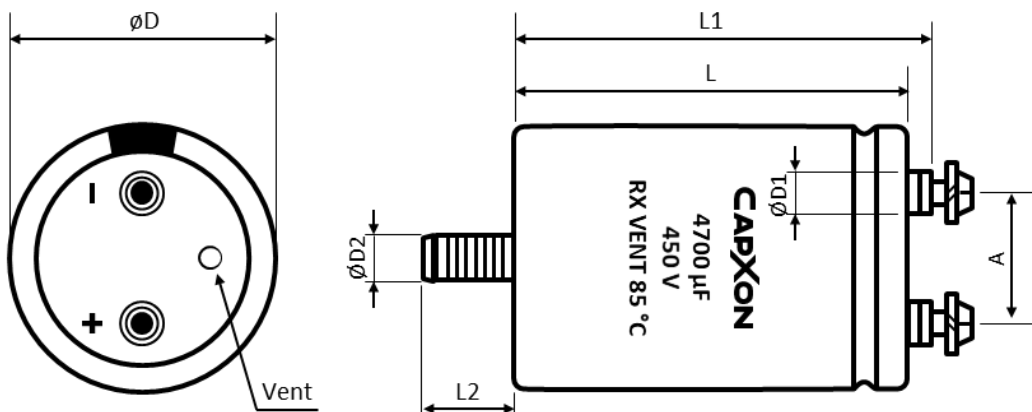
V <sub>R</sub> (V)	C <sub>R</sub> (μF)	ø D (mm)	L (mm)	Typ. ESR +20°C • 120Hz (mΩ)	Max. ESR +20°C • 120Hz (mΩ)	I <sub>R</sub> • Max. Ripple Current +85°C • 120Hz (mA rms)	CapXon Part Number
600	1800	76.2	95	95	180	9500	RX182M600T950□□□
	2200	63.5	145	79	150	11400	RX222M600SA45□□□
	2200	76.2	110	79	150	11200	RX222M600TA10□□□
	2700	63.5	170	63	120	13500	RX272M600SA70□□□
	2700	76.2	125	63	120	13200	RX272M600TA25□□□
	3300	76.2	145	53	100	15500	RX332M600TA45□□□
	3900	76.2	170	45	85	21100	RX392M600TA70□□□
	3900	89	130	45	85	19800	RX392M600XA30□□□
	4700	76.2	190	37	71	22500	RX472M600TA90□□□
	4700	89	150	37	71	24000	RX472M600XA50□□□
	5600	89	170	31	59	26000	RX562M600XA70□□□
650	1000	63.5	100	170	330	7200	RX102M650SA00□□□
	1200	63.5	110	150	280	8000	RX122M650SA10□□□
	1500	63.5	130	120	220	9200	RX152M650SA30□□□
	1800	63.5	150	95	180	10500	RX182M650SA50□□□
	2200	63.5	170	79	150	12300	RX222M650SA70□□□
	2700	76.2	150	63	120	14500	RX272M650TA50□□□
	3300	76.2	170	53	100	16800	RX332M650TA70□□□
	3900	89	155	45	85	22000	RX392M650XA55□□□
	4700	89	190	37	71	28000	RX472M650XA90□□□

### DIMENSIONS • Ring clamp mounting • All dimensions in mm



Terminal	Dimensions (mm) with insulating sleeve					Min. Full Thread (mm)	Max. Torque (Nm)	Terminal code
	$D \pm 2$	$L \pm 3$	$L1 \pm 3$	$D1 \text{ max.}$	$A \pm 0.5$			
M5	35	50 ~ 120	56.5 ~ 126.5	8.3	12.7	8	2	A50
M5	51	50 ~ 140	56.5 ~ 146.5	10.3	22	8	2	A50
M5	63.5	80 ~ 140	86.5 ~ 146.5	10.3	28.6	8	2	A50
M5	63.5	80 ~ 140	86.5 ~ 146.5	13	28.6	8	2	A53
M5	76.2	100 ~ 240	106.5 ~ 246.5	10.3	31.8	12	2.5	A50
M5	76.2	100 ~ 240	106.5 ~ 246.5	17.5	31.8	12	2.5	A57
M6	76.2	100 ~ 240	106.5 ~ 246.5	17.5	31.8	12	2.5	A67
M6	89	100 ~ 240	106.5 ~ 246.5	17.5	31.8	12	2.5	A67
M8	100	100 ~ 240	110 ~ 250	17.5	41.5	16	5	A87

### DIMENSIONS • Threaded stud mounting • All dimensions in mm



## DIMENSIONS ▪ Threaded stud mounting ▪ All dimensions in mm

Terminal	Dimensions (mm) with insulating sleeve							Min. Full Thread (mm)	Max. Torque (Nm)	Terminal code
	D ± 2	L ± 3	L1 ± 3	L2 ± 1	D1 max.	D2	A ± 0.5			
M5	35	50 ~ 120	56.5 ~ 126.5	12	8.3	M8	12.7	8	2	E50
M5	51	50 ~ 140	56.5 ~ 146.5	16	10.3	M12	22	8	2	E50
M5	63.5	80 ~ 140	86.5 ~ 146.5	16	10.3	M12	28.6	8	2	E50
M5	63.5	80 ~ 140	86.5 ~ 146.5	16	13	M12	28.6	8	2	E53
M5	76.2	100 ~ 240	106.5 ~ 246.5	16	10.3	M12	31.8	12	2.5	E50
M5	76.2	100 ~ 240	106.5 ~ 246.5	16	17.5	M12	31.8	12	2.5	E57
M6	76.2	100 ~ 240	106.5 ~ 246.5	16	17.5	M12	31.8	12	2.5	E67
M6	89	100 ~ 240	106.5 ~ 246.5	16	17.5	M12	31.8	12	2.5	E67
M8	100	100 ~ 240	110 ~ 250	16	17.5	M12	41.5	16	5	E87

## SLEEVE AND PRINTING SELECTION TABLE

Diameter ØD (mm)	Sleeve Material	Sleeve Printing	CapXon Standard	Halogen Free	Product Code Suffix	Product Code Example
35	PET	Ink	Yes	Yes	-	RX102M250P800E50
> 35	PVC	Thermo	Yes	No	-	RX272M400T750E50
> 35	PET	Thermo	No	No	(*) Note	RX272M400T750E50*
> 35	PET	Ink	No	Yes	(**) Note	RX272M400T750E50**

Note: (\*) and (\*\*) consult CapXon for further details.

## ACCESSORIES

- The capacitors are supplied with suitable screws, serrated washers and plain washers. Accessories are not fastened to the capacitor.
- Suitable ring clamps and further assembly material see packaging information “Accessories”.

## MULTIPLIER $K_f$ for RIPPLE CURRENT vs. FREQUENCY

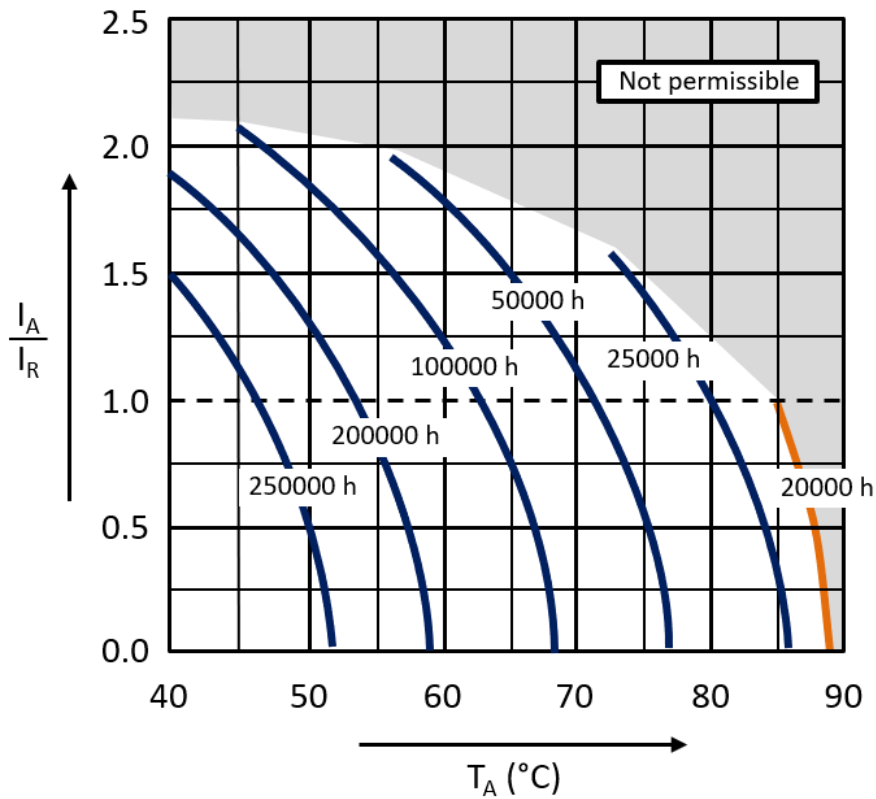
Frequency (Hz)	50/60	100/120	300	1k	≥ 3k
$K_f$	0.8	1	1.2	1.3	1.4

## PRECAUTIONS, GUIDELINES AND PACKAGING INFORMATION

Unless otherwise agreed in individual specifications, all products are subject to our “General Precautions and Guidelines” as well as our “Packaging Information”. Please refer to the following links in the table.

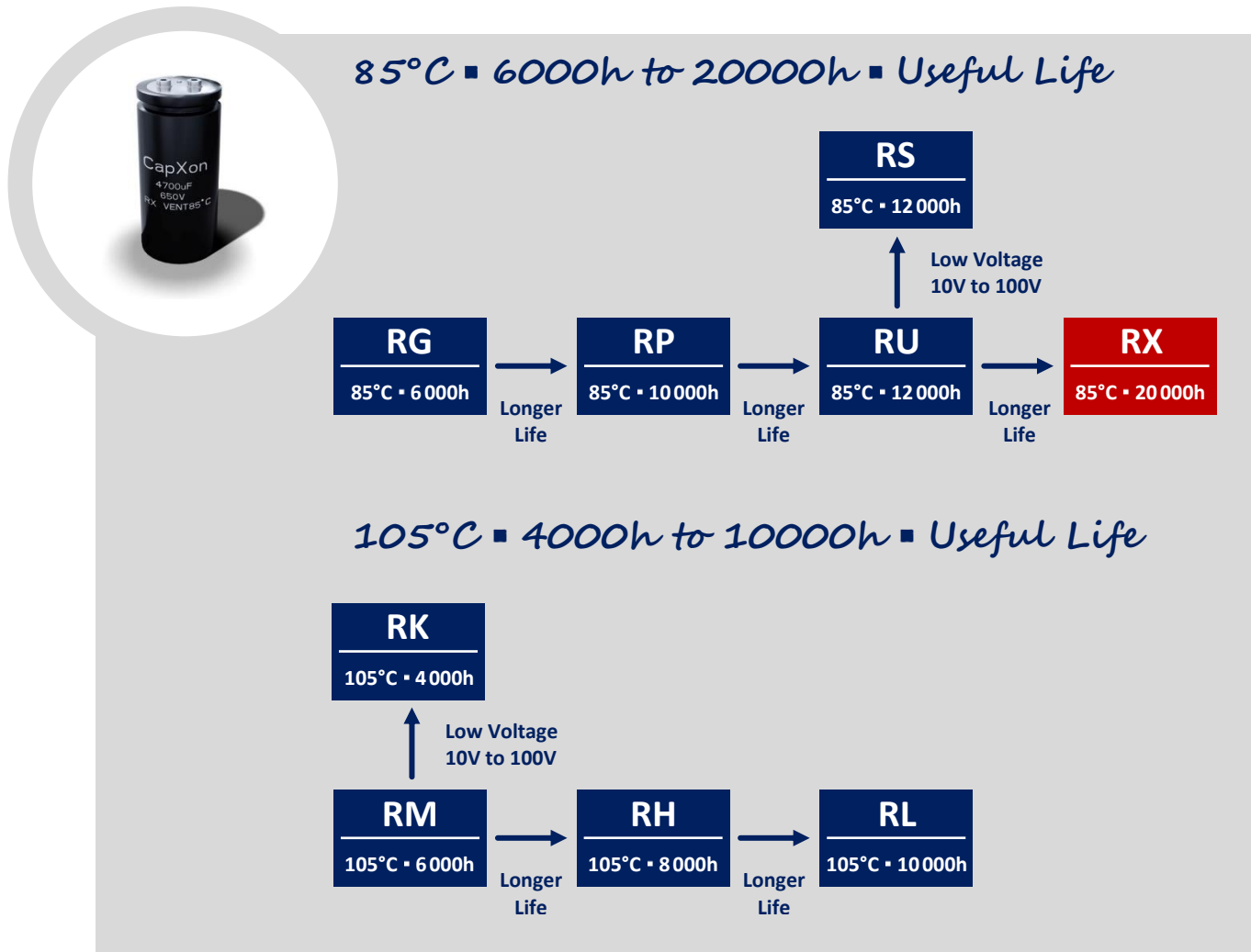
<a href="#">General Precautions &amp; Guidelines</a>	<a href="#">Packaging Information</a>	<a href="#">3D Models</a>	<a href="#">Reliability Tests</a>

## USEFUL LIFE



With:  $I_A$ : Actual application current  
 $I_R$ : Maximum permissible rated ripple current (A RMS)  
 $T_A$ : Ambient temperature of the capacitor

### GROUP CHART



#### DISCLAIMER

All product related data (e.g. specification, statements and general information) are subject to change without any notice. It is necessary that the customer observes all product related technical / application information and handling instructions.

CapXon products are designed and manufactured according to severe quality and safety standards. Under no circumstance, CapXon warrants that any CapXon product is suitable for the purposes intended for your application, even CapXon knows the application. It is customer's duty and obligation to check and make sure that CapXon products are suitable for the purposes intended and select the correct and proper CapXon product. Customers are requested to perform a sufficient validation and reliability evaluation to assure needed safety level and reliability performance by suitable designs and to apply proper safeguards (e.g. redundancies, protective circuits).

Particular operating conditions (ambient temperature, ripple current, voltage, thermal resistance, etc.) as well as storage, production or assembly may affect the performance and the lifetime of the capacitor. Please consult CapXon for lifetime estimation, failure mode considerations or worst-case scenarios according to the product technology, product tolerances / deviations or change of the characteristics of the capacitor due to shipment, storage, handling, production and usage.

For aerospace or military application, life-saving, life-sustaining, safety critical applications or any application where failure may cause severe personal injury or death, please consult us before design-in the capacitor in your application.

Except for the written expressed warranties, CapXon does not impliedly, by assumption or whatever else, warrant, undertake, promise any other warranty or guaranty for any CapXon product.

For further information, please visit our website [www.capxongroup.com](http://www.capxongroup.com) or contact CapXon directly.