

RK SERIES ▪ LONG LIFE 105°C TYPE

KEY FEATURES



- **ALUMINUM ELECTROLYTIC CAPACITOR** ▪ Screw terminal type
- Endurance: 105°C ▪ 2 000 hours, Useful life: 105°C ▪ 4 000 hours
- Wide capacitance range
- All-welded construction ensures highest reliability
- Bottom cooling possible due to the thermal construction



SPECIFICATIONS

Items		Performance Characteristics
Operating Temperature Range		-40 ~ +105°C
Rated Voltage Range	V_R	10 ~ 100V DC
Surge Voltage	V_S	$V_S = 1.15 \cdot V_R$
Capacitance Range	C_R	1000 ~ 1000000μF
Cap. Tolerance	ΔC	±20% (120Hz ▪ 20°C)
Leakage Current (20°C ▪ V_R applied)	I_{LEAK}	$\leq 0.018 \cdot (C_R \cdot V_R)^{0.85} + 4$ (μA) or 5mA (whichever is smaller) ▪ After 5 minutes [I_{LEAK} (μA) ; C_R (μF) ; V_R (V)]
Dissipation Factor % (20°C ▪ 120Hz)	$\tan \delta$	Not to exceed the values shown in standard ratings
Low Temperature Characteristics at 120Hz	Z ratio max.	V_R (V DC) 10 ~ 100
		Z-25°C/Z+20°C 3
		Z-40°C/Z+20°C 12

Lifetime Test	
Useful Life 105°C (V_R & I_R applied)	Test 4 000 hours
	$\Delta C/C_R \leq \pm 45\%$ of initial measured value
	$\tan \delta \leq 300\%$ of initial specified value
	$I_{Leak} \leq$ the initial specified value
	Deviation Rate at Useful Life: 100 FIT = 0.01%/1000h with 60% confidence level ▪ parts show higher drift as test criteria
Endurance 105°C (V_R & I_R applied)	Test 2 000 hours
	$\Delta C/C_R \leq \pm 20\%$ of initial measured value
	$\tan \delta \leq 200\%$ of initial specified value
	$I_{Leak} \leq$ the initial specified value
Shelf Life 105°C ($V_R = 0$)	Test 1 000 hours
	$\Delta C/C_R \leq \pm 20\%$ of initial measured value
	$\tan \delta \leq 200\%$ of initial specified value
	$I_{Leak} \leq$ the initial specified value
	Before measurement: Restore capacitor to 20°C, apply V_R for 30 min according JIS-C-5101-4
Vibration Resistance Test	Max. 10g force, f_{RANGE} 10Hz ... 55Hz, amplitude 0.75mm; X/Y/Z-axis each 2h; capacitor rigidly clamped by body to surface ▪ IEC 60068-2-6

★ Remark: For **Halogen Free** products see chapter **SLEEVE AND PRINTING** selection.

STANDARD RATINGS

□□□ see terminal code at dimensions table

V _R (V)	C _R (μF)	∅ D (mm)	L (mm)	tanδ % (+20°C) (120Hz)	Typ. ESR +20°C • 120Hz (mΩ)	Max. ESR +20°C • 120Hz (mΩ)	I _R • Max. Ripple Current +105°C • 120Hz (mA rms)	CapXon Part Number
10	27000	35	50	75	20	37	4900	RK273M010P500□□□
	33000	35	50	75	15	30	5100	RK333M010P500□□□
	39000	35	60	75	13	26	5900	RK393M010P600□□□
	47000	35	80	75	12	21	7100	RK473M010P800□□□
	56000	35	80	75	12	18	8000	RK563M010P800□□□
	68000	35	100	75	10	18	8500	RK683M010PA00□□□
	68000	51	80	100	10	20	8500	RK683M010R800□□□
	82000	35	100	75	8	17	8900	RK823M010PA00□□□
	100000	35	120	75	8	16	10700	RK104M010PA20□□□
	100000	51	80	100	8	16	10700	RK104M010R800□□□
	120000	51	80	100	7	14	11000	RK124M010R800□□□
	150000	51	100	100	7	12	13200	RK154M010RA00□□□
	180000	51	120	100	7	11	15700	RK184M010RA20□□□
	220000	51	120	100	7	10	16800	RK224M010RA20□□□
	270000	63.5	120	120	6	9	19600	RK274M010SA20□□□
	330000	63.5	120	120	6	9	20500	RK334M010SA20□□□
	390000	76.2	120	150	6	8	21300	RK394M010TA20□□□
	470000	76.2	120	150	6	8	22000	RK474M010TA20□□□
	560000	76.2	140	150	5	7	23600	RK564M010TA40□□□
	680000	89	140	180	5	7	26000	RK684M010XA40□□□
	680000	89	170	180	5	7	27500	RK684M010XA70□□□
	1000000	89	220	180	5	6	30000	RK105M010XB20□□□
16	18000	35	50	60	24	44	4200	RK183M016P500□□□
	22000	35	50	60	21	36	4700	RK223M016P500□□□
	22000	35	60	60	21	36	4900	RK223M016P600□□□
	27000	35	50	60	18	29	5500	RK273M016P500□□□
	33000	35	65	60	16	24	5700	RK333M016P650□□□
	33000	35	80	60	16	24	6700	RK333M016P800□□□
	39000	35	65	60	14	20	6800	RK393M016P650□□□
	47000	35	80	60	13	18	7300	RK473M016P800□□□
	47000	35	100	60	13	18	8800	RK473M016PA00□□□
	56000	35	100	60	12	16	9000	RK563M016PA00□□□
	68000	35	100	60	12	15	9200	RK683M016PA00□□□
	68000	51	80	70	12	15	9500	RK683M016R800□□□
	82000	51	80	70	10	14	10700	RK823M016R800□□□
	100000	51	80	70	9	13	11000	RK104M016R800□□□
	100000	51	100	70	9	13	12500	RK104M016RA00□□□
	120000	51	100	70	8	12	13100	RK124M016RA00□□□
	150000	51	120	70	7	11	15500	RK154M016RA20□□□
	180000	51	120	70	6	10	15700	RK184M016RA20□□□
	220000	63.5	120	80	6	10	18000	RK224M016SA20□□□
	270000	63.5	120	80	5	9	20000	RK274M016SA20□□□
	330000	76.2	120	120	5	9	21300	RK334M016TA20□□□
	390000	76.2	120	120	5	9	21500	RK394M016TA20□□□

STANDARD RATINGS

□□□ see terminal code at dimensions table

V _R (V)	C _R (μF)	ø D (mm)	L (mm)	tanδ % (+20°C) (120Hz)	Typ. ESR +20°C • 120Hz (mΩ)	Max. ESR +20°C • 120Hz (mΩ)	I _R • Max. Ripple Current +105°C • 120Hz (mA rms)	CapXon Part Number
16	470000	76.2	140	120	5	8	24200	RK474M016TA40□□□
	470000	76.2	160	120	5	8	25500	RK474M016TA60□□□
	470000	89	140	140	5	8	26500	RK474M016XA40□□□
	560000	89	140	140	4	8	28100	RK564M016XA40□□□
	680000	89	140	140	4	8	28500	RK684M016XA40□□□
	1000000	89	220	140	4	8	35000	RK105M016XB20□□□
25	10000	35	50	40	27	53	2900	RK103M025P500□□□
	12000	35	50	40	23	44	3700	RK123M025P500□□□
	15000	35	50	40	21	35	5300	RK153M025P500□□□
	15000	35	55	40	21	35	5500	RK153M025P550□□□
	18000	35	60	40	19	29	5500	RK183M025P600□□□
	22000	35	60	40	14	24	6500	RK223M025P600□□□
	22000	35	80	40	14	24	7400	RK223M025P800□□□
	27000	35	80	40	12	20	8000	RK273M025P800□□□
	33000	35	80	40	10	18	8800	RK333M025P800□□□
	33000	35	100	40	10	18	9700	RK333M025PA00□□□
	39000	35	100	40	9	17	10000	RK393M025PA00□□□
	47000	35	105	40	8	15	11000	RK473M025PA05□□□
	47000	35	120	40	8	15	11700	RK473M025PA20□□□
	47000	51	80	50	8	17	12000	RK473M025R800□□□
	56000	51	80	50	7	14	12500	RK563M025R800□□□
	68000	51	80	50	6	13	13000	RK683M025R800□□□
	68000	51	100	50	6	13	14300	RK683M025RA00□□□
	82000	51	100	50	6	12	14600	RK823M025RA00□□□
	100000	51	105	50	5	10	15000	RK104M025RA05□□□
	100000	51	120	50	5	10	16000	RK104M025RA20□□□
	100000	63.5	100	70	5	10	16300	RK104M025SA00□□□
	120000	63.5	100	70	5	9	17000	RK124M025SA00□□□
	150000	63.5	105	70	5	8	18000	RK154M025SA05□□□
	150000	63.5	120	70	5	8	19000	RK154M025SA20□□□
	180000	63.5	120	70	4	7	19500	RK184M025SA20□□□
	220000	76.2	105	80	4	6	20000	RK224M025TA05□□□
	220000	76.2	115	80	4	6	20800	RK224M025TA15□□□
	220000	76.2	120	80	4	6	21200	RK224M025TA20□□□
	270000	76.2	120	80	4	5	21700	RK274M025TA20□□□
	330000	76.2	145	80	4	5	24000	RK334M025TA45□□□
	330000	76.2	160	80	4	5	25000	RK334M025TA60□□□
	330000	89	130	130	4	5	25000	RK334M025XA30□□□
	330000	89	140	130	4	5	26000	RK334M025XA40□□□
	390000	89	140	130	4	4	26500	RK394M025XA40□□□
	470000	89	170	130	3	4	28000	RK474M025XA70□□□
	680000	89	220	130	3	4	31000	RK684M025XB20□□□

STANDARD RATINGS

□□□ see terminal code at dimensions table

V _R (V)	C _R (μF)	ø D (mm)	L (mm)	tanδ % (+20°C) (120Hz)	Typ. ESR +20°C • 120Hz (mΩ)	Max. ESR +20°C • 120Hz (mΩ)	I _R • Max. Ripple Current +105°C • 120Hz (mA rms)	CapXon Part Number
35	6800	35	50	30	30	59	2600	RK682M035P500□□□
	8200	35	50	30	25	49	3300	RK822M035P500□□□
	10000	35	50	30	20	40	3600	RK103M035P500□□□
	10000	35	60	30	20	40	3800	RK103M035P600□□□
	12000	35	60	30	19	33	4800	RK123M035P600□□□
	15000	35	60	30	17	27	5600	RK153M035P600□□□
	15000	35	80	30	17	27	6000	RK153M035P800□□□
	18000	35	80	30	15	22	6300	RK183M035P800□□□
	22000	35	80	30	13	18	7600	RK223M035P800□□□
	22000	35	100	30	13	18	7900	RK223M035PA00□□□
	27000	35	100	30	11	15	8200	RK273M035PA00□□□
	33000	35	120	30	9	13	10200	RK333M035PA20□□□
	33000	51	80	50	9	13	10700	RK333M035R800□□□
	39000	51	80	50	7	12	11000	RK393M035R800□□□
	47000	51	100	50	5	11	12500	RK473M035RA00□□□
	56000	51	100	50	5	11	13000	RK563M035RA00□□□
	68000	51	120	50	5	10	14500	RK683M035RA20□□□
	82000	63.5	100	60	4	9	14800	RK823M035SA00□□□
	100000	63.5	120	60	4	9	17600	RK104M035SA20□□□
	120000	63.5	120	60	4	9	18000	RK124M035SA20□□□
	150000	76.2	120	70	4	8	20000	RK154M035TA20□□□
	180000	76.2	120	70	4	8	20500	RK184M035TA20□□□
	220000	76.2	140	70	3	7	23400	RK224M035TA40□□□
	220000	76.2	160	70	3	7	25000	RK224M035TA60□□□
	220000	89	130	90	3	7	24500	RK224M035XA30□□□
	220000	89	140	90	3	7	25000	RK224M035XA40□□□
	270000	89	140	90	3	7	25500	RK274M035XA40□□□
	330000	89	160	90	3	6	30000	RK334M035XA60□□□
	330000	89	170	90	3	6	31000	RK334M035XA70□□□
	470000	89	220	90	3	6	34000	RK474M035XB20□□□
40	10000	35	55	30	17	38	5300	RK103M040P550□□□
	15000	35	80	30	12	23	7400	RK153M040P800□□□
	22000	35	105	30	9	17	9500	RK223M040PA05□□□
	33000	51	80	50	6	12	11000	RK333M040R800□□□
	47000	51	105	50	5	10	14000	RK473M040RA05□□□
	68000	51	105	50	5	9	15000	RK683M040RA05□□□
	100000	63.5	105	60	4	8	18000	RK104M040SA05□□□
	150000	76.2	105	70	4	7	20000	RK154M040TA05□□□
50	220000	76.2	143	70	3	5	24000	RK224M040TA43□□□
	3300	35	50	25	47	100	2200	RK332M050P500□□□
	3900	35	50	25	40	85	2800	RK392M050P500□□□
	4700	35	50	25	35	71	3300	RK472M050P500□□□
	5600	35	50	25	29	59	3500	RK562M050P500□□□
50	6800	35	50	25	25	49	3700	RK682M050P500□□□

STANDARD RATINGS

□□□ see terminal code at dimensions table

V _R (V)	C _R (μF)	ø D (mm)	L (mm)	tanδ % (+20°C) (120Hz)	Typ. ESR +20°C • 120Hz (mΩ)	Max. ESR +20°C • 120Hz (mΩ)	I _R • Max. Ripple Current +105°C • 120Hz (mA rms)	CapXon Part Number
50	6800	35	80	25	25	49	4500	RK682M050P800□□□
	8200	35	60	25	23	40	4500	RK822M050P600□□□
	10000	35	60	25	18	33	5500	RK103M050P600□□□
	10000	35	80	25	18	33	5800	RK103M050P800□□□
	12000	35	80	25	15	28	6000	RK123M050P800□□□
	15000	35	80	25	13	22	7600	RK153M050P800□□□
	18000	35	100	25	11	18	8000	RK183M050PA00□□□
	22000	35	120	25	9	15	9800	RK223M050PA20□□□
	22000	51	80	30	9	18	10000	RK223M050R800□□□
	27000	51	80	30	8	15	10200	RK273M050R800□□□
	33000	51	100	30	7	13	11200	RK333M050RA00□□□
	33000	51	115	30	7	13	11500	RK333M050RA15□□□
	33000	51	120	30	7	13	12000	RK333M050RA20□□□
	39000	51	120	30	7	12	13200	RK393M050RA20□□□
	47000	51	120	30	6	11	14500	RK473M050RA20□□□
	47000	63.5	100	50	6	11	14500	RK473M050SA00□□□
	56000	63.5	100	50	6	9	14600	RK563M050SA00□□□
	68000	63.5	115	50	6	8	16000	RK683M050SA15□□□
	68000	63.5	120	50	6	8	16600	RK683M050SA20□□□
	82000	76.2	120	60	5	7	18900	RK823M050TA20□□□
	100000	76.2	120	60	5	7	19500	RK104M050TA20□□□
	120000	76.2	120	60	5	7	20000	RK124M050TA20□□□
	150000	89	130	80	5	7	22500	RK154M050XA30□□□
	150000	89	140	80	5	7	23900	RK154M050XA40□□□
	180000	89	140	80	4	6	24200	RK184M050XA40□□□
	180000	89	155	80	4	6	25000	RK184M050XA55□□□
	220000	89	170	80	4	6	26500	RK224M050XA70□□□
	330000	89	220	80	4	6	32000	RK334M050XB20□□□
63	2200	35	50	20	65	120	2100	RK222M063P500□□□
	2700	35	50	20	46	98	2300	RK272M063P500□□□
	3300	35	50	20	42	80	2500	RK332M063P500□□□
	3900	35	50	20	37	68	2800	RK392M063P500□□□
	4700	35	50	20	30	56	3500	RK472M063P500□□□
	4700	35	55	20	30	56	4400	RK472M063P550□□□
	5600	35	60	20	26	47	4700	RK562M063P600□□□
	6800	35	60	20	22	39	5300	RK682M063P600□□□
	6800	35	80	20	22	39	6000	RK682M063P800□□□
	8200	35	80	20	18	32	6200	RK822M063P800□□□
	10000	35	80	20	14	27	7200	RK103M063P800□□□
	10000	35	100	20	14	27	7800	RK103M063PA00□□□
	10000	35	105	20	14	27	8100	RK103M063PA05□□□
	12000	35	100	20	12	22	8300	RK123M063PA00□□□
	15000	35	120	20	10	19	8800	RK153M063PA20□□□
	15000	51	80	25	10	19	9500	RK153M063R800□□□

STANDARD RATINGS

□□□ see terminal code at dimensions table

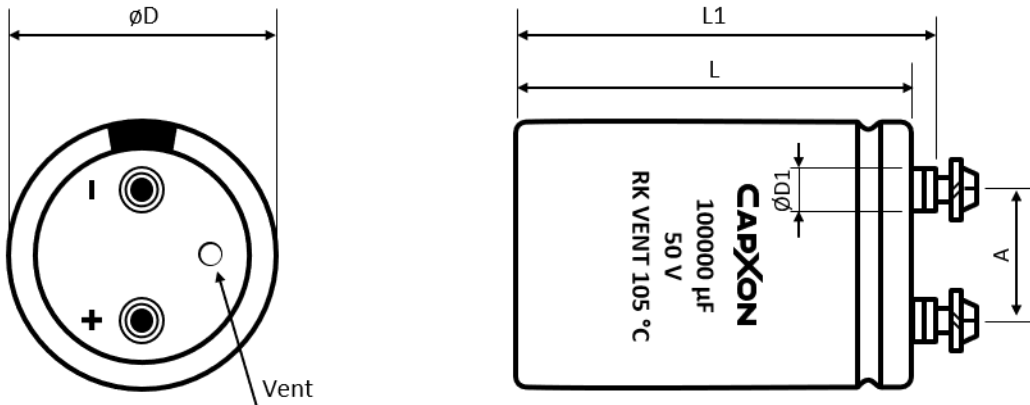
V _R (V)	C _R (μF)	ø D (mm)	L (mm)	tanδ % (+20°C) (120Hz)	Typ. ESR +20°C • 120Hz (mΩ)	Max. ESR +20°C • 120Hz (mΩ)	I _R • Max. Ripple Current +105°C • 120Hz (mA rms)	CapXon Part Number
63	18000	51	80	25	9	17	10000	RK183M063R800□□□
	22000	51	100	25	7	14	11000	RK223M063RA00□□□
	22000	51	105	25	7	14	12000	RK223M063RA05□□□
	27000	51	120	25	6	12	12500	RK273M063RA20□□□
	33000	51	120	25	6	11	14000	RK333M063RA20□□□
	33000	63.5	100	30	6	11	14500	RK333M063SA00□□□
	33000	63.5	105	30	6	11	15000	RK333M063SA05□□□
	39000	63.5	100	30	5	11	15000	RK393M063SA00□□□
	47000	63.5	105	30	5	10	17000	RK473M063SA05□□□
	56000	63.5	120	30	5	9	18000	RK563M063SA20□□□
	68000	63.5	140	30	4	8	19500	RK683M063SA40□□□
	68000	76.2	105	40	4	8	19000	RK683M063TA05□□□
	68000	76.2	120	40	4	8	20000	RK683M063TA20□□□
	82000	76.2	140	40	4	8	21000	RK823M063TA40□□□
	100000	76.2	140	40	4	7	22500	RK104M063TA40□□□
	100000	76.2	145	40	4	7	23000	RK104M063TA45□□□
	100000	89	130	60	4	7	24000	RK104M063XA30□□□
	120000	89	140	60	4	7	25000	RK124M063XA40□□□
	150000	89	160	60	4	6	27000	RK154M063XA60□□□
	150000	89	170	60	4	6	28000	RK154M063XA70□□□
	220000	89	220	60	3	5	29500	RK224M063XB20□□□
80	2200	35	50	20	63	120	2400	RK222M080P500□□□
	2700	35	50	20	45	98	2700	RK272M080P500□□□
	3300	35	50	20	40	80	3000	RK332M080P500□□□
	3900	35	60	20	35	68	3400	RK392M080P600□□□
	4700	35	60	20	28	56	4600	RK472M080P600□□□
	5600	35	80	20	25	47	5000	RK562M080P800□□□
	6800	35	80	20	21	39	5500	RK682M080P800□□□
	8200	35	100	20	17	32	6500	RK822M080PA00□□□
	10000	35	120	20	13	27	8500	RK103M080PA20□□□
	12000	51	80	20	12	22	8600	RK123M080R800□□□
	15000	51	100	20	9	18	10000	RK153M080RA00□□□
	18000	51	120	20	8	15	10500	RK183M080RA20□□□
	22000	51	100	20	7	12	13000	RK223M080RA00□□□
	22000	51	120	20	7	12	13500	RK223M080RA20□□□
	22000	63.5	100	25	7	15	13700	RK223M080SA00□□□
	27000	63.5	100	25	6	12	14000	RK273M080SA00□□□
	33000	51	140	20	6	11	14000	RK333M080RA40□□□
	33000	76.2	100	30	6	11	15000	RK333M080TA00□□□
	39000	76.2	100	30	5	10	15000	RK393M080TA00□□□
	47000	63.5	140	25	5	9	16500	RK473M080SA40□□□
	47000	76.2	120	30	5	9	16500	RK473M080TA20□□□
	56000	76.2	120	30	5	8	18500	RK563M080TA20□□□
	68000	76.2	140	30	4	7	22000	RK683M080TA40□□□
	82000	89	130	50	4	7	22500	RK823M080XA30□□□

STANDARD RATINGS

□□□ see terminal code at dimensions table

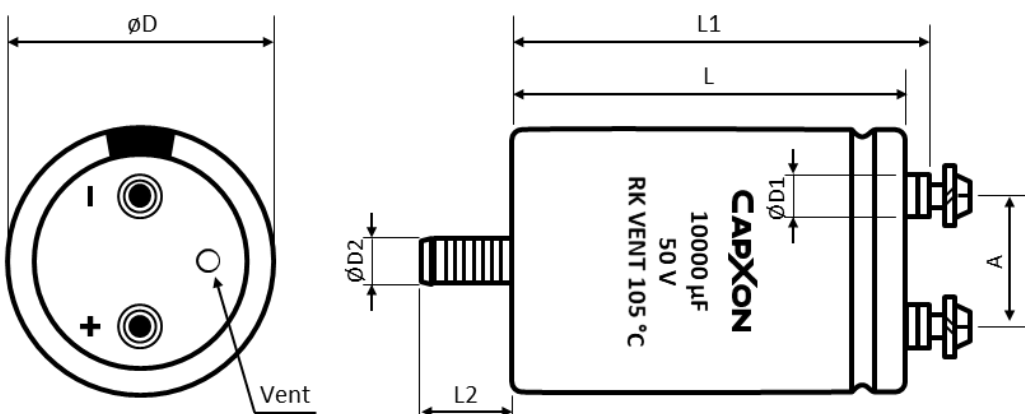
V _R (V)	C _R (μF)	ø D (mm)	L (mm)	tanδ % (+20°C) (120Hz)	Typ. ESR +20°C • 120Hz (mΩ)	Max. ESR +20°C • 120Hz (mΩ)	I _R • Max. Ripple Current +105°C • 120Hz (mA rms)	CapXon Part Number
80	100000	89	160	50	4	6	24800	RK104M080XA60□□□
	100000	89	170	50	4	6	25000	RK104M080XA70□□□
	150000	89	220	50	4	6	27000	RK154M080XB20□□□
100	1000	35	50	15	65	120	1400	RK102M100P500□□□
	1500	35	50	15	52	104	2200	RK152M100P500□□□
	1800	35	50	15	43	85	2700	RK182M100P500□□□
	2200	35	50	15	35	70	3000	RK222M100P500□□□
	2200	35	60	15	35	60	4100	RK222M100P600□□□
	2700	35	60	15	29	55	4700	RK272M100P600□□□
	3300	35	80	15	24	48	5700	RK332M100P800□□□
	3900	35	80	15	21	42	6000	RK392M100P800□□□
	4700	35	100	15	18	35	6500	RK472M100PA00□□□
	4700	35	105	15	18	35	6700	RK472M100PA05□□□
	4700	51	80	20	18	35	6500	RK472M100R800□□□
	5600	35	100	15	15	30	6800	RK562M100PA00□□□
	6800	35	120	15	12	24	7000	RK682M100PA20□□□
	6800	51	80	20	12	24	8700	RK682M100R800□□□
	6800	51	100	20	12	19	9500	RK682M100RA00□□□
	8200	51	80	20	9	32	10000	RK822M100R800□□□
	10000	51	100	20	7	14	10500	RK103M100RA00□□□
	10000	51	105	20	7	14	11000	RK103M100RA05□□□
	10000	51	120	20	7	14	12500	RK103M100RA20□□□
	12000	51	120	20	6	12	13000	RK123M100RA20□□□
	15000	63.5	100	25	5	10	14500	RK153M100SA00□□□
	15000	63.5	105	25	5	10	15000	RK153M100SA05□□□
	15000	63.5	120	25	5	10	16000	RK153M100SA20□□□
	18000	63.5	100	25	5	10	16000	RK183M100SA00□□□
	22000	63.5	120	25	5	9	16500	RK223M100SA20□□□
	22000	76.2	100	30	5	9	16500	RK223M100TA00□□□
	22000	76.2	105	30	5	9	17000	RK223M100TA05□□□
	22000	76.2	120	30	5	9	18000	RK223M100TA20□□□
	27000	76.2	120	30	4	9	18500	RK273M100TA20□□□
	33000	76.2	120	30	4	8	16000	RK333M100TA20□□□
	33000	76.2	130	30	4	8	19500	RK333M100TA30□□□
	33000	76.2	140	30	4	8	20500	RK333M100TA40□□□
	33000	76.2	145	30	4	8	21000	RK333M100TA45□□□
	39000	76.2	140	30	4	8	21000	RK393M100TA40□□□
	47000	76.2	160	30	4	8	23000	RK473M100TA60□□□
	47000	89	130	30	4	8	22000	RK473M100XA30□□□
	47000	89	140	30	4	8	23500	RK473M100XA40□□□
	56000	89	140	30	3	7	24000	RK563M100XA40□□□
	68000	89	160	30	3	7	25500	RK683M100XA60□□□
	68000	89	170	30	3	7	26000	RK683M100XA70□□□
	100000	89	220	30	3	7	28000	RK104M100XB20□□□
	100000	89	230	30	3	7	30000	RK104M100XB30□□□

DIMENSIONS ▪ Ring clamp mounting ▪ All dimensions in mm



Terminal	Dimensions (mm) with insulating sleeve					Min. Full Thread (mm)	Max. Torque (Nm)	Terminal code
	$D \pm 2$	$L \pm 3$	$L1 \pm 3$	$D1 \text{ max.}$	$A \pm 0.5$			
M5	35	50 ~ 120	56.5 ~ 126.5	8.3	12.7	8	2	A50
M5	51	50 ~ 140	56.5 ~ 146.5	10.3	22	8	2	A50
M5	63.5	80 ~ 140	86.5 ~ 146.5	10.3	28.6	8	2	A50
M5	63.5	80 ~ 140	86.5 ~ 146.5	13	28.6	8	2	A53
M5	76.2	100 ~ 240	106.5 ~ 246.5	10.3	31.8	12	2.5	A50
M5	76.2	100 ~ 240	106.5 ~ 246.5	17.5	31.8	12	2.5	A57
M6	76.2	100 ~ 240	106.5 ~ 246.5	17.5	31.8	12	2.5	A67
M6	89	100 ~ 240	106.5 ~ 246.5	17.5	31.8	12	2.5	A67

DIMENSIONS ▪ Threaded stud mounting ▪ All dimensions in mm



DIMENSIONS ▪ Threaded stud mounting ▪ All dimensions in mm

Terminal	Dimensions (mm) with insulating sleeve							Min. Full Thread (mm)	Max. Torque (Nm)	Terminal code
	D ± 2	L ± 3	L1 ± 3	L2 ± 1	D1 max.	D2	A ± 0.5			
M5	35	50 ~ 120	56.5 ~ 126.5	12	8.3	M8	12.7	8	2	E50
M5	51	50 ~ 140	56.5 ~ 146.5	16	10.3	M12	22	8	2	E50
M5	63.5	80 ~ 140	86.5 ~ 146.5	16	10.3	M12	28.6	8	2	E50
M5	63.5	80 ~ 140	86.5 ~ 146.5	16	13	M12	28.6	8	2	E53
M5	76.2	100 ~ 240	106.5 ~ 246.5	16	10.3	M12	31.8	12	2.5	E50
M5	76.2	100 ~ 240	106.5 ~ 246.5	16	17.5	M12	31.8	12	2.5	E57
M6	76.2	100 ~ 240	106.5 ~ 246.5	16	17.5	M12	31.8	12	2.5	E67
M6	89	100 ~ 240	106.5 ~ 246.5	16	17.5	M12	31.8	12	2.5	E67

ACCESSORIES

- The capacitors are supplied with suitable screws, serrated washers and plain washers. Accessories are not fastened to the capacitor.
- Suitable ring clamps and further assembly material see packaging information “Accessories”.

SLEEVE AND PRINTING SELECTION TABLE

Diameter ØD (mm)	Sleeve Material	Sleeve Printing	CapXon Standard	Halogen Free	Product Code Suffix	Product Code Example
35	PET	Ink	Yes	Yes	-	RK473M016P800E50
> 35	PVC	Thermo	Yes	No	-	RK154M025SA20E50
> 35	PET	Thermo	No	No	(*) Note	RK154M025SA20E50*
> 35	PET	Ink	No	Yes	(**) Note	RK154M025SA20E50**





Note: (*) and (**) consult CapXon for further details.

MULTIPLIER K_f FOR RIPPLE CURRENT VS. FREQUENCY

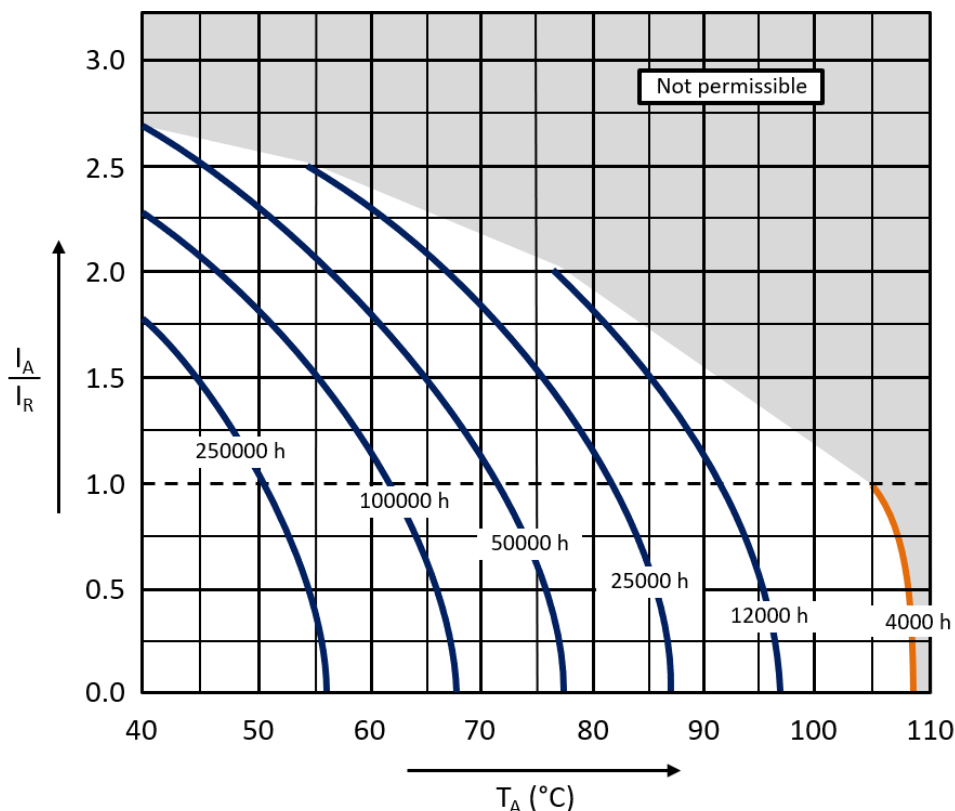
V _R (V)	ØD (mm)	Frequency (Hz)				
		50/60	100/120	1k	10k	≥ 50k
10 ~ 50	35 ~ 89	0.95	1	1.05	1.09	1.12
63 ~ 80	35	0.9	1	1.1	1.18	1.22
	50 ~ 89	0.95	1	1.05	1.09	1.12
100	35	0.8	1	1.22	1.3	1.33
	50	0.9	1	1.1	1.18	1.22
	63.5 ~ 89	0.95	1	1.05	1.09	1.12

PRECAUTIONS, GUIDELINES AND PACKAGING INFORMATION

Unless otherwise agreed in individual specifications, all products are subject to our “General Precautions and Guidelines” as well as our “Packaging Information”. Please refer to the following links in the table.

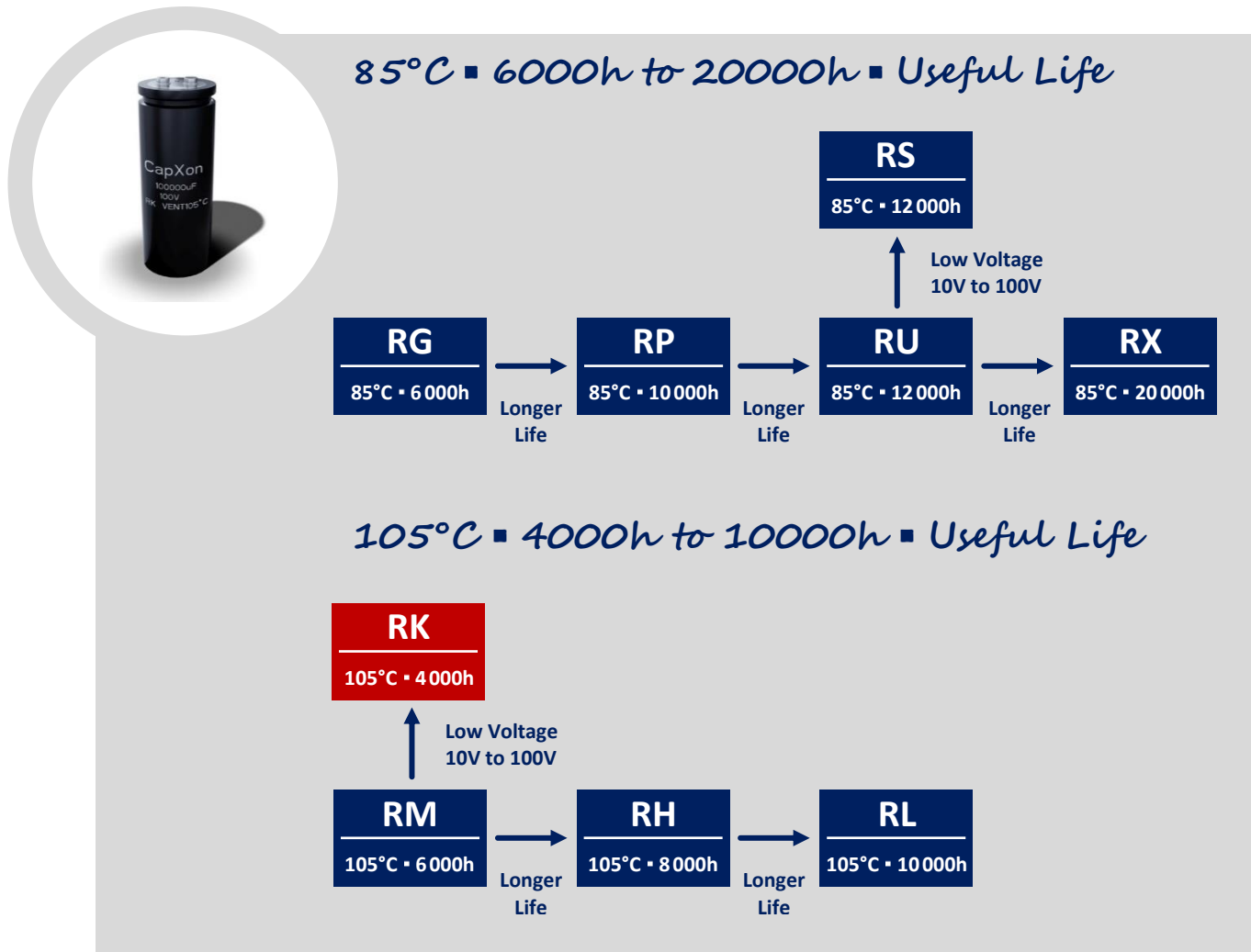
			
General Precautions & Guidelines	Packaging Information	3D Models	Reliability Tests

USEFUL LIFE



With: I_A : Actual application current
 I_R : Maximum permissible rated ripple current (A RMS)
 T_A : Ambient temperature of the capacitor

GROUP CHART



DISCLAIMER

All product related data (e.g. specification, statements and general information) are subject to change without any notice. It is necessary that the customer observes all product related technical / application information and handling instructions.

CapXon products are designed and manufactured according to severe quality and safety standards. Under no circumstance, CapXon warrants that any CapXon product is suitable for the purposes intended for your application, even CapXon knows the application. It is customer's duty and obligation to check and make sure that CapXon products are suitable for the purposes intended and select the correct and proper CapXon product. Customers are requested to perform a sufficient validation and reliability evaluation to assure needed safety level and reliability performance by suitable designs and to apply proper safeguards (e.g. redundancies, protective circuits).

Particular operating conditions (ambient temperature, ripple current, voltage, thermal resistance, etc.) as well as storage, production or assembly may affect the performance and the lifetime of the capacitor. Please consult CapXon for lifetime estimation, failure mode considerations or worst-case scenarios according to the product technology, product tolerances / deviations or change of the characteristics of the capacitor due to shipment, storage, handling, production and usage.

For aerospace or military application, life-saving, life-sustaining, safety critical applications or any application where failure may cause severe personal injury or death, please consult us before design-in the capacitor in your application.

Except for the written expressed warranties, CapXon does not impliedly, by assumption or whatever else, warrant, undertake, promise any other warranty or guaranty for any CapXon product.

For further information, please visit our website www.capxongroup.com or contact CapXon directly.