

## LU SERIES ■ ECONOMY, STANDARD SIZE 85°C TYPE

## KEY FEATURES



STANDARD SIZE



HIGH VOLTAGE

- ALUMINUM ELECTROLYTIC CAPACITOR • Snap-In type
- Endurance: 85°C ■ 3 000 hours, Useful life: 85°C ■ ≥ 4 000 hours
- Wide capacitance range
- Small dimensions
- For general applications and not 24h continuous operation



## SPECIFICATIONS

Items		Performance Characteristics											
Operating Temperature Range		-40 ~ +85°C							-25 ~ +85°C				
Rated Voltage Range	V <sub>R</sub>	10 ~ 350V DC							400 ~ 600V DC				
Surge Voltage	V <sub>S</sub>	(V <sub>R</sub> ≤ 315V): V <sub>S</sub> = 1.15·V <sub>R</sub>							(V <sub>R</sub> > 315V): V <sub>S</sub> = 1.10·V <sub>R</sub>				
Capacitance Range	C <sub>R</sub>	82 ~ 82000μF							47 ~ 2200μF				
Cap. Tolerance	ΔC	±20% (120Hz ▪ 20°C)											
Leakage Current (20°C ▪ V <sub>R</sub> applied)	I <sub>LEAK</sub>	≤ 3 · √C <sub>R</sub> · V <sub>R</sub> ▪ After 5 minutes [ I <sub>LEAK</sub> (μA) ; C <sub>R</sub> (μF) ; V <sub>R</sub> (V) ]											
Dissipation Factor % (20°C ▪ 120Hz)	tanδ	μF / V DC	10	16	25	35	50	63	80	100	160 ~ 420	450 ~ 600	
		≤ 8200	-	35	30	25	20	20	15	15	15	20	
		10000 ~ 22000	40	40	35	30	30	25	20	-	-	-	
		≥ 27000	50	40	35	35	30	25	-	-	-	-	
Low Temperature Characteristics at 120Hz	Z ratio max.	V <sub>R</sub> (V DC)	6.3 ~ 16		25	35	50 ~ 100		160 ~ 250		315 ~ 350	400 ~ 600	
		Z-25°C/Z+20°C	5		4	4	4		4		8	8	
		Z-40°C/Z+20°C	15		15	12	12		8		12	-	
Lifetime Test			V <sub>R</sub> ≤ 100V						V <sub>R</sub> > 100V				
Useful Life 85°C (V <sub>R</sub> & I <sub>R</sub> applied)	Test	4 000 hours						7 000 hours					
	ΔC/C <sub>R</sub>	≤ ±30% of initial measured value						≤ ±20% of initial measured value					
	tanδ	≤ 300% of initial specified value						≤ 200% of initial specified value					
	I <sub>Leak</sub>	≤ the initial specified value						≤ the initial specified value					
	Deviation Rate at Useful Life: 100 FIT = 0.01%/1000h with 60% confidence level ▪ parts show higher drift as test criteria												
Endurance 85°C (V <sub>R</sub> & I <sub>R</sub> applied)	Test	3 000 hours											
	ΔC/C <sub>R</sub>	≤ ±20% of initial measured value						≤ ±15% of initial measured value					
	tanδ	≤ 200% of initial specified value						≤ 175% of initial specified value					
	I <sub>Leak</sub>	≤ the initial specified value						≤ the initial specified value					
Shelf Life 85°C (V <sub>R</sub> = 0)	Test	1 000 hours											
	ΔC/C <sub>R</sub>	≤ ±20% of initial measured value						≤ ±15% of initial measured value					
	tanδ	≤ 200% of initial specified value						≤ 175% of initial specified value					
	I <sub>Leak</sub>	≤ the initial specified value						≤ the initial specified value					
	Before measurement: Restore capacitor to 20°C, apply V <sub>R</sub> for 30 min according JIS-C-5101-4												
Vibration Resistance Test		Max. 10g force, f <sub>RANGE</sub> 10Hz ... 55Hz, amplitude 0.75mm; X/Y/Z-axis each 2h; capacitor rigidly clamped by body to surface ▪ IEC 60068-2-6											



## ALUMINUM ELECTROLYTIC CAPACITOR • LU SERIES

## STANDARD RATINGS

V <sub>R</sub> (V)	C <sub>R</sub> (μF)	ø D (mm)	L (mm)	Typ. ESR +20°C • 120Hz (mΩ)	Max. ESR +20°C • 120Hz (mΩ)	I <sub>R</sub> • Max. Ripple Current +85°C • 120Hz (mA rms)	CapXon Part Number
10	10000	20	25	36	46	2230	LU103M010L250A □□
	12000	22	25	34	44	2900	LU123M010M250A □□
	15000	22	30	27	35	3200	LU153M010M300A □□
	15000	25	25	27	35	3210	LU153M010N250A □□
	18000	22	35	23	29	3220	LU183M010M350A □□
	18000	25	30	23	29	3650	LU183M010N300A □□
	22000	22	40	19	24	3790	LU223M010M400A □□
	22000	25	30	19	24	3750	LU223M010N300A □□
	22000	30	25	19	24	4100	LU223M010O250A □□
	27000	25	35	19	25	4040	LU273M010N350A □□
	27000	30	30	19	25	4060	LU273M010O300A □□
	33000	25	40	15	20	4600	LU333M010N400A □□
	33000	30	30	15	20	4800	LU333M010O300A □□
	39000	25	45	13	17	5290	LU393M010N450A □□
	39000	35	30	13	17	5300	LU393M010P300A □□
	47000	25	50	11	14	5800	LU473M010N500A □□
	47000	30	40	11	14	5820	LU473M010O400A □□
	47000	35	30	11	14	6000	LU473M010P300A □□
	56000	30	45	9	12	6700	LU563M010O450A □□
	56000	35	35	9	12	6800	LU563M010P350A □□
16	8200	20	25	44	57	2570	LU822M016L250A □□
	10000	22	25	36	46	2860	LU103M016M250A □□
	12000	22	25	34	44	2890	LU123M016M250A □□
	15000	22	30	27	35	3450	LU153M016M300A □□
	18000	25	25	23	29	3470	LU183M016N250A □□
	22000	25	30	19	24	3940	LU223M016N300A □□
	27000	30	30	15	20	4990	LU273M016O300A □□
	33000	30	35	12	16	5490	LU333M016O350A □□
	33000	35	25	12	16	5210	LU333M016P250A □□
	39000	30	40	10	14	6110	LU393M016O400A □□
	39000	35	30	10	14	6130	LU393M016P300A □□
	47000	30	45	9	11	6950	LU473M016O450A □□
	56000	30	50	7	10	7630	LU563M016O500A □□
	56000	35	40	7	10	7690	LU563M016P400A □□
	68000	35	45	6	8	8450	LU683M016P450A □□
	82000	35	50	5	7	9150	LU823M016P500A □□
25	5600	20	25	55	71	2330	LU562M025L250A □□
	5600	22	25	55	71	2400	LU562M025M250A □□
	6800	22	25	45	59	2620	LU682M025M250A □□
	6800	25	25	45	59	2680	LU682M025N250A □□
	8200	22	30	37	49	2910	LU822M025M300A □□

□□: See description at end of standard ratings



## ALUMINUM ELECTROLYTIC CAPACITOR • LU SERIES

## STANDARD RATINGS

V <sub>R</sub> (V)	C <sub>R</sub> (μF)	ø D (mm)	L (mm)	Typ. ESR +20°C • 120Hz (mΩ)	Max. ESR +20°C • 120Hz (mΩ)	I <sub>R</sub> • Max. Ripple Current +85°C • 120Hz (mA rms)	CapXon Part Number
25	8200	25	25	37	49	2950	LU822M025N250A □□
	10000	22	35	31	40	3310	LU103M025M350A □□
	10000	25	25	31	40	3180	LU103M025N250A □□
	12000	22	40	30	39	3770	LU123M025M400A □□
	12000	25	30	30	39	3650	LU123M025N300A □□
	15000	22	45	24	31	4080	LU153M025M450A □□
	15000	25	35	24	31	4100	LU153M025N350A □□
	18000	25	40	20	26	4680	LU183M025N400A □□
	18000	30	30	20	26	4710	LU183M025O300A □□
	22000	25	45	16	21	4720	LU223M025N450A □□
	22000	30	35	16	21	4750	LU223M025O350A □□
	27000	25	50	13	17	6020	LU273M025N500A □□
	27000	30	40	13	17	6100	LU273M025O400A □□
	27000	35	35	13	17	6120	LU273M025P350A □□
	33000	30	45	11	14	6750	LU333M025O450A □□
	33000	35	40	11	14	6800	LU333M025P400A □□
	39000	30	50	9	12	7400	LU393M025O500A □□
	39000	35	45	9	12	7610	LU393M025P450A □□
	47000	35	50	8	10	8300	LU473M025P500A □□
35	3300	20	25	77	100	2140	LU332M035L250A □□
	3900	20	30	65	85	2280	LU392M035L300A □□
	3900	22	25	65	85	2220	LU392M035M250A □□
	4700	20	35	54	71	2460	LU472M035L350A □□
	4700	22	25	54	71	2470	LU472M035M250A □□
	5600	22	30	46	59	2800	LU562M035M300A □□
	5600	25	25	46	59	2820	LU562M035N250A □□
	6800	22	35	38	49	2890	LU682M035M350A □□
	6800	25	30	38	49	2920	LU682M035N300A □□
	6800	30	25	38	49	3090	LU682M035O250A □□
	8200	22	40	31	40	3470	LU822M035M400A □□
	8200	25	35	31	40	3500	LU822M035N350A □□
	8200	30	25	31	40	3510	LU822M035O250A □□
	10000	22	45	26	33	3600	LU103M035M450A □□
	10000	25	40	26	33	3650	LU103M035N400A □□
	10000	30	30	26	33	3670	LU103M035O300A □□
	10000	35	25	26	33	3710	LU103M035P250A □□
	12000	25	40	26	33	4510	LU123M035N400A □□
	12000	30	35	26	33	4550	LU123M035O350A □□
	12000	35	25	26	33	4520	LU123M035P250A □□
	15000	25	45	20	27	4550	LU153M035N450A □□
	15000	30	40	20	27	4800	LU153M035O400A □□
	15000	35	30	20	27	4820	LU153M035P300A □□
	18000	25	50	17	22	4840	LU183M035N500A □□
	18000	30	40	17	22	4870	LU183M035O400A □□

□□: See description at end of standard ratings



## ALUMINUM ELECTROLYTIC CAPACITOR • LU SERIES

## STANDARD RATINGS

V <sub>R</sub> (V)	C <sub>R</sub> (μF)	ø D (mm)	L (mm)	Typ. ESR +20°C • 120Hz (mΩ)	Max. ESR +20°C • 120Hz (mΩ)	I <sub>R</sub> • Max. Ripple Current +85°C • 120Hz (mA rms)	CapXon Part Number
35	18000	35	35	17	22	5700	LU183M035P350A □□
	22000	30	45	14	18	6380	LU223M035O450A □□
	22000	35	40	14	18	6400	LU223M035P400A □□
	27000	35	45	13	17	6900	LU273M035P450A □□
	33000	35	50	11	14	7490	LU333M035P500A □□
50	2200	20	25	92	120	2070	LU222M050L250A □□
	2200	22	25	92	120	2190	LU222M050M250A □□
	2700	20	30	76	98	2210	LU272M050L300A □□
	2700	22	25	76	98	2210	LU272M050M250A □□
	3300	20	35	62	80	2410	LU332M050L350A □□
	3300	22	30	62	80	2410	LU332M050M300A □□
	3300	25	25	62	80	2410	LU332M050N250A □□
	3900	20	40	52	68	2720	LU392M050L400A □□
	3900	22	30	52	68	2610	LU392M050M300A □□
	3900	25	25	52	68	2560	LU392M050N250A □□
	4700	22	35	43	56	2930	LU472M050M350A □□
	4700	25	30	43	56	3070	LU472M050N300A □□
	4700	30	25	43	56	3010	LU472M050O250A □□
	5600	22	40	36	47	3410	LU562M050M400A □□
	5600	25	35	36	47	3470	LU562M050N350A □□
	5600	30	25	36	47	3370	LU562M050O250A □□
	6800	22	45	30	39	3940	LU682M050M450A □□
	6800	25	35	30	39	3890	LU682M050N350A □□
	6800	30	30	30	39	3860	LU682M050O300A □□
	6800	35	25	30	39	3840	LU682M050P250A □□
	8200	25	45	25	32	4440	LU822M050N450A □□
	8200	30	35	25	32	4470	LU822M050O350A □□
	8200	35	30	25	32	4470	LU822M050P300A □□
	10000	25	50	20	27	5020	LU103M050N500A □□
	10000	30	40	20	27	5080	LU103M050O400A □□
	10000	35	30	20	27	5020	LU103M050P300A □□
	12000	30	45	26	33	5600	LU123M050O450A □□
	12000	35	35	26	33	5600	LU123M050P350A □□
	15000	30	50	20	27	6440	LU153M050O500A □□
	15000	35	45	20	27	6560	LU153M050P450A □□
	18000	35	45	17	22	7180	LU183M050P450A □□
63	1500	20	25	140	180	1700	LU152M063L250A □□
	1500	22	25	140	180	1750	LU152M063M250A □□
	1800	20	30	120	150	2050	LU182M063L300A □□
	1800	22	25	120	150	2040	LU182M063M250A □□
	2200	20	35	92	120	2400	LU222M063L350A □□
	2200	22	30	92	120	2410	LU222M063M300A □□
	2200	25	25	92	120	2430	LU222M063N250A □□
	2700	20	40	76	98	2530	LU272M063L400A □□

□□: See description at end of standard ratings



## ALUMINUM ELECTROLYTIC CAPACITOR • LU SERIES

## STANDARD RATINGS

V <sub>R</sub> (V)	C <sub>R</sub> (μF)	ø D (mm)	L (mm)	Typ. ESR +20°C • 120Hz (mΩ)	Max. ESR +20°C • 120Hz (mΩ)	I <sub>R</sub> • Max. Ripple Current +85°C • 120Hz (mA rms)	CapXon Part Number
63	2700	22	35	76	98	2540	LU272M063M350A □□
	2700	25	30	76	98	2580	LU272M063N300A □□
	3300	22	35	62	80	2720	LU332M063M350A □□
	3300	25	30	62	80	2740	LU332M063N300A □□
	3300	30	25	62	80	2840	LU332M063O250A □□
	3900	22	40	52	68	2950	LU392M063M400A □□
	3900	25	35	52	68	3160	LU392M063N350A □□
	3900	30	30	52	68	3170	LU392M063O300A □□
	3900	35	25	52	68	3190	LU392M063P250A □□
	4700	22	50	43	56	3690	LU472M063M500A □□
	4700	25	40	43	56	3590	LU472M063N400A □□
	4700	30	30	43	56	3700	LU472M063O300A □□
	4700	35	25	43	56	3710	LU472M063P250A □□
	5600	25	45	36	47	3810	LU562M063N450A □□
	5600	30	35	36	47	3850	LU562M063O350A □□
	5600	35	30	36	47	3910	LU562M063P300A □□
	6800	25	50	30	39	4530	LU682M063N500A □□
	6800	30	40	30	39	4610	LU682M063O400A □□
	6800	35	30	30	39	4950	LU682M063P300A □□
	8200	30	45	25	32	5150	LU822M063O450A □□
	8200	35	35	25	32	5180	LU822M063P350A □□
	10000	30	50	20	27	5800	LU103M063O500A □□
	10000	35	40	20	27	5830	LU103M063P400A □□
	12000	35	45	21	28	6470	LU123M063P450A □□
	15000	35	50	17	22	6850	LU153M063P500A □□
80	1000	20	25	150	200	1570	LU102M080L250A □□
	1200	20	30	130	170	1800	LU122M080L300A □□
	1200	22	25	130	170	1810	LU122M080M250A □□
	1500	20	30	100	130	2100	LU152M080L300A □□
	1500	22	30	100	130	2120	LU152M080M300A □□
	1500	25	25	100	130	2160	LU152M080N250A □□
	1800	20	35	85	110	2300	LU182M080L350A □□
	1800	22	30	85	110	2310	LU182M080M300A □□
	1800	25	25	85	110	2350	LU182M080N250A □□
	2200	20	40	70	90	2530	LU222M080L400A □□
	2200	22	35	70	90	2560	LU222M080M350A □□
	2200	25	30	70	90	2580	LU222M080N300A □□
	2200	30	25	70	90	2620	LU222M080O250A □□
	2700	22	40	57	74	2930	LU272M080M400A □□
	2700	25	35	57	74	2950	LU272M080N350A □□
	2700	30	25	57	74	2990	LU272M080O250A □□
	2700	35	25	57	74	3020	LU272M080P250A □□
	3300	22	45	46	60	3250	LU332M080M450A □□
	3300	25	40	46	60	3290	LU332M080N400A □□

□□: See description at end of standard ratings



## ALUMINUM ELECTROLYTIC CAPACITOR • LU SERIES

## STANDARD RATINGS

V <sub>R</sub> (V)	C <sub>R</sub> (μF)	ø D (mm)	L (mm)	Typ. ESR +20°C • 120Hz (mΩ)	Max. ESR +20°C • 120Hz (mΩ)	I <sub>R</sub> • Max. Ripple Current +85°C • 120Hz (mA rms)	CapXon Part Number
80	3300	30	30	46	60	3310	LU332M080O300A □□
	3300	35	25	46	60	3350	LU332M080P250A □□
	3900	22	50	39	51	3620	LU392M080M500A □□
	3900	25	45	39	51	3710	LU392M080N450A □□
	3900	30	35	39	51	3780	LU392M080O350A □□
	3900	35	30	39	51	3910	LU392M080P300A □□
	4700	25	50	33	42	4280	LU472M080N500A □□
	4700	30	40	33	42	4310	LU472M080O400A □□
	4700	35	30	33	42	4450	LU472M080P300A □□
	5600	30	45	27	36	4700	LU562M080O450A □□
	5600	35	35	27	36	4750	LU562M080P350A □□
	6800	30	50	23	29	5270	LU682M080O500A □□
	6800	35	40	23	29	5350	LU682M080P400A □□
	8200	35	45	19	24	5900	LU822M080P450A □□
	10000	35	50	22	27	7050	LU103M080P500A □□
100	680	20	25	220	290	1680	LU681M100L250A □□
	680	22	25	220	290	1710	LU681M100M250A □□
	820	20	30	180	240	1910	LU821M100L300A □□
	820	22	25	180	240	1900	LU821M100M250A □□
	1000	20	30	150	200	2020	LU102M100L300A □□
	1000	22	30	150	200	2040	LU102M100M300A □□
	1000	25	25	150	200	2100	LU102M100N250A □□
	1200	20	35	130	170	2120	LU122M100L350A □□
	1200	22	30	130	170	2150	LU122M100M300A □□
	1200	25	25	130	170	2180	LU122M100N250A □□
	1500	20	40	100	130	2450	LU152M100L400A □□
	1500	22	35	100	130	2470	LU152M100M350A □□
	1500	25	30	100	130	2500	LU152M100N300A □□
	1500	30	25	100	130	2560	LU152M100O250A □□
	1800	22	40	85	110	2770	LU182M100M400A □□
	1800	25	35	85	110	2810	LU182M100N350A □□
	1800	30	25	85	110	2850	LU182M100O250A □□
	1800	35	25	85	110	2890	LU182M100P250A □□
	2200	22	45	70	90	3150	LU222M100M450A □□
	2200	25	40	70	90	3210	LU222M100N400A □□
	2200	30	30	70	90	3250	LU222M100O300A □□
	2200	35	25	70	90	3280	LU222M100P250A □□
	2700	25	45	57	74	3660	LU272M100N450A □□
	2700	30	35	57	74	3700	LU272M100O350A □□
	2700	35	30	57	74	3770	LU272M100P300A □□
	3300	25	50	46	60	4150	LU332M100N500A □□
	3300	30	40	46	60	4180	LU332M100O400A □□
	3300	35	35	46	60	4210	LU332M100P350A □□
	3900	30	45	39	51	4670	LU392M100O450A □□

□□: See description at end of standard ratings



## ALUMINUM ELECTROLYTIC CAPACITOR • LU SERIES

## STANDARD RATINGS

V <sub>R</sub> (V)	C <sub>R</sub> (μF)	ø D (mm)	L (mm)	Typ. ESR +20°C • 120Hz (mΩ)	Max. ESR +20°C • 120Hz (mΩ)	I <sub>R</sub> • Max. Ripple Current +85°C • 120Hz (mA rms)	CapXon Part Number
100	3900	35	35	39	51	4690	LU392M100P350A □□
	4700	30	50	33	42	5260	LU472M100O500A □□
	4700	35	40	33	42	5310	LU472M100P400A □□
	5600	35	45	27	36	5890	LU562M100P450A □□
	6800	35	50	23	29	6010	LU682M100P500A □□
160	220	20	25	510	900	1110	LU221M160L250A □□
	270	20	25	420	740	1120	LU271M160L250A □□
	270	22	25	420	740	1270	LU271M160M250A □□
	330	20	30	340	600	1280	LU331M160L300A □□
	330	22	25	340	600	1550	LU331M160M250A □□
	390	20	30	290	510	1630	LU391M160L300A □□
	390	22	25	290	510	1650	LU391M160M250A □□
	390	25	20	290	510	1670	LU391M160N200A □□
	470	22	30	240	420	1900	LU471M160M300A □□
	470	25	25	240	420	1920	LU471M160N250A □□
	560	22	30	210	360	2150	LU561M160M300A □□
	560	25	25	210	360	2180	LU561M160N250A □□
	560	30	20	210	360	2210	LU561M160O200A □□
	680	22	35	170	290	2350	LU681M160M350A □□
	680	25	30	170	290	2380	LU681M160N300A □□
	680	30	25	170	290	2420	LU681M160O250A □□
	680	35	20	170	290	2510	LU681M160P200A □□
	820	22	40	140	240	2680	LU821M160M400A □□
	820	25	30	140	240	2710	LU821M160N300A □□
	820	30	25	140	240	2760	LU821M160O250A □□
	820	35	20	140	240	2790	LU821M160P200A □□
	1000	22	45	110	200	3020	LU102M160M450A □□
	1000	25	35	110	200	3030	LU102M160N350A □□
	1000	30	30	110	200	3050	LU102M160O300A □□
	1000	35	25	110	200	3130	LU102M160P250A □□
	1200	22	45	97	170	3250	LU122M160M450A □□
	1200	25	40	97	170	3430	LU122M160N400A □□
	1200	30	30	97	170	3450	LU122M160O300A □□
	1200	35	25	97	170	3480	LU122M160P250A □□
	1500	25	50	74	130	3960	LU152M160N500A □□
	1500	30	35	74	130	4010	LU152M160O350A □□
	1500	35	30	74	130	4030	LU152M160P300A □□
	1800	25	50	63	110	4200	LU182M160N500A □□
	1800	30	40	63	110	4310	LU182M160O400A □□
	1800	35	35	63	110	4380	LU182M160P350A □□
	2200	30	45	52	90	4850	LU222M160O450A □□
	2200	35	40	52	90	4900	LU222M160P400A □□
	2700	30	50	42	74	5450	LU272M160O500A □□
	2700	35	45	42	74	5570	LU272M160P450A □□

□□: See description at end of standard ratings





## ALUMINUM ELECTROLYTIC CAPACITOR • LU SERIES

## STANDARD RATINGS

V <sub>R</sub> (V)	C <sub>R</sub> (μF)	ø D (mm)	L (mm)	Typ. ESR +20°C • 120Hz (mΩ)	Max. ESR +20°C • 120Hz (mΩ)	I <sub>R</sub> • Max. Ripple Current +85°C • 120Hz (mA rms)	CapXon Part Number
160	3300	35	50	34	60	6210	LU332M160P500A □□
	3300	40	50	34	60	6340	LU332M160Q500A □□
	3900	35	80	29	51	7840	LU392M160P800A □□
	3900	40	60	29	51	7450	LU392M160Q600A □□
	4700	40	80	24	42	8790	LU472M160Q800A □□
180	220	22	20	510	900	1180	LU221M180M200A □□
	270	20	25	420	740	1290	LU271M180L250A □□
	330	20	30	340	600	1770	LU331M180L300A □□
	330	22	25	340	600	1790	LU331M180M250A □□
	330	25	20	340	600	1810	LU331M180N200A □□
	390	20	30	290	510	1840	LU391M180L300A □□
	470	20	30	240	420	2080	LU471M180L300A □□
	470	22	25	240	420	2080	LU471M180M250A □□
	470	30	20	240	420	1880	LU471M180O200A □□
	560	20	35	210	360	2250	LU561M180L350A □□
	560	22	30	210	360	2260	LU561M180M300A □□
	560	25	25	210	360	2270	LU561M180N250A □□
	680	20	40	170	290	2500	LU681M180L400A □□
	680	22	35	170	290	2510	LU681M180M350A □□
	680	25	30	170	290	2530	LU681M180N300A □□
	680	30	25	170	290	2550	LU681M180O250A □□
	680	35	20	170	290	2570	LU681M180P200A □□
	820	20	45	140	240	2750	LU821M180L450A □□
	820	22	40	140	240	2860	LU821M180M400A □□
	820	25	35	140	240	2870	LU821M180N350A □□
	820	30	25	140	240	2890	LU821M180O250A □□
	1000	22	50	110	200	3100	LU102M180M500A □□
	1000	25	40	110	200	3060	LU102M180N400A □□
	1000	30	30	110	200	3110	LU102M180O300A □□
	1200	22	50	97	170	3310	LU122M180M500A □□
	1200	25	45	97	170	3650	LU122M180N450A □□
	1200	30	35	97	170	3670	LU122M180O350A □□
	1200	35	30	97	170	3710	LU122M180P300A □□
	1500	25	50	74	130	3830	LU152M180N500A □□
	1500	30	40	74	130	4100	LU152M180O400A □□
	1500	35	35	74	130	4210	LU152M180P350A □□
	1800	30	45	63	110	4550	LU182M180O450A □□
	1800	35	35	63	110	4580	LU182M180P350A □□
	2200	30	50	52	90	4920	LU222M180O500A □□
	2200	35	40	52	90	4960	LU222M180P400A □□
	2700	35	50	42	74	5300	LU272M180P500A □□
200	120	22	20	950	1660	1050	LU121M200M200A □□
	220	22	25	510	900	1250	LU221M200M250A □□
	220	22	20	510	900	1190	LU221M200M200A □□

□□: See description at end of standard ratings





## ALUMINUM ELECTROLYTIC CAPACITOR • LU SERIES

## STANDARD RATINGS

V <sub>R</sub> (V)	C <sub>R</sub> (μF)	ø D (mm)	L (mm)	Typ. ESR +20°C • 120Hz (mΩ)	Max. ESR +20°C • 120Hz (mΩ)	I <sub>R</sub> • Max. Ripple Current +85°C • 120Hz (mA rms)	CapXon Part Number
200	270	22	25	420	740	1390	LU271M200M250A □□
	270	25	20	420	740	1400	LU271M200N200A □□
	330	22	25	340	600	1520	LU331M200M250A □□
	330	25	20	340	600	1560	LU331M200N200A □□
	390	22	30	290	510	1730	LU391M200M300A □□
	390	25	25	290	510	1740	LU391M200N250A □□
	470	22	30	240	420	1970	LU471M200M300A □□
	470	25	25	240	420	1990	LU471M200N250A □□
	560	22	35	210	360	2450	LU561M200M350A □□
	560	25	30	210	360	2480	LU561M200N300A □□
	560	30	25	210	360	2510	LU561M200O250A □□
	680	22	40	170	290	2700	LU681M200M400A □□
	680	25	30	170	290	2680	LU681M200N300A □□
	680	30	25	170	290	2720	LU681M200O250A □□
	820	22	45	140	240	2940	LU821M200M450A □□
	820	25	35	140	240	2930	LU821M200N350A □□
	820	30	30	140	240	2960	LU821M200O300A □□
	1000	22	50	110	200	3280	LU102M200M500A □□
	1000	25	40	110	200	3280	LU102M200N400A □□
	1000	30	35	110	200	3290	LU102M200O350A □□
	1000	35	30	110	200	3300	LU102M200P300A □□
	1200	30	35	97	170	3610	LU122M200O350A □□
	1200	35	30	97	170	3630	LU122M200P300A □□
	1500	30	45	74	130	4130	LU152M200O450A □□
	1500	35	35	74	130	4140	LU152M200P350A □□
	1800	30	50	63	110	4600	LU182M200O500A □□
	1800	35	40	63	110	4610	LU182M200P400A □□
	2200	35	45	52	90	4980	LU222M200P450A □□
	2700	35	50	42	74	5460	LU272M200P500A □□
	3300	35	60	34	60	6300	LU332M200P600A □□
	3900	40	60	29	51	7400	LU392M200Q600A □□
	4700	40	70	24	42	6780	LU472M200Q700A □□
	5600	35	100	20	36	7370	LU562M200PA00A □□
	6800	40	100	17	29	8660	LU682M200QA00A □□
220	180	22	20	630	1110	1070	LU181M220M200A □□
	270	25	20	420	740	1350	LU271M220N200A □□
	330	22	30	340	600	1700	LU331M220M300A □□
	330	25	25	340	600	1710	LU331M220N250A □□
	390	22	30	290	510	1890	LU391M220M300A □□
	390	25	25	290	510	1910	LU391M220N250A □□
	470	22	35	240	420	2080	LU471M220M350A □□
	470	25	30	240	420	2100	LU471M220N300A □□
	470	30	25	240	420	2130	LU471M220O250A □□
	560	22	40	210	360	2330	LU561M220M400A □□

□□: See description at end of standard ratings



## ALUMINUM ELECTROLYTIC CAPACITOR • LU SERIES

## STANDARD RATINGS

V <sub>R</sub> (V)	C <sub>R</sub> (μF)	ø D (mm)	L (mm)	Typ. ESR +20°C • 120Hz (mΩ)	Max. ESR +20°C • 120Hz (mΩ)	I <sub>R</sub> • Max. Ripple Current +85°C • 120Hz (mA rms)	CapXon Part Number
220	560	25	35	210	360	2390	LU561M220N350A □□
	560	30	25	210	360	2350	LU561M220O250A □□
	680	22	45	170	290	2680	LU681M220M450A □□
	680	25	35	170	290	2680	LU681M220N350A □□
	680	30	30	170	290	2690	LU681M220O300A □□
	820	25	45	140	240	3010	LU821M220N450A □□
	820	30	35	140	240	3020	LU821M220O350A □□
	820	35	30	140	240	3030	LU821M220P300A □□
	1000	25	50	110	200	3430	LU102M220N500A □□
	1000	30	35	110	200	3420	LU102M220O350A □□
	1200	30	40	97	170	3880	LU122M220O400A □□
	1200	35	35	97	170	3890	LU122M220P350A □□
	1500	30	50	74	130	4440	LU152M220O500A □□
	1500	35	40	74	130	4450	LU152M220P400A □□
	1800	35	45	63	110	4530	LU182M220P450A □□
	2200	35	50	52	90	4980	LU222M220P500A □□
250	100	22	25	1140	1990	690	LU101M250M250A □□
	150	22	20	760	1330	980	LU151M250M200A □□
	180	22	20	630	1110	1070	LU181M250M200A □□
	220	22	25	510	900	1260	LU221M250M250A □□
	220	25	20	510	900	1270	LU221M250N200A □□
	270	22	25	420	740	1510	LU271M250M250A □□
	330	22	30	340	600	1750	LU331M250M300A □□
	330	25	25	340	600	1760	LU331M250N250A □□
	390	22	35	290	510	1910	LU391M250M350A □□
	390	25	30	290	510	1920	LU391M250N300A □□
	390	30	25	290	510	1930	LU391M250O250A □□
	470	22	35	240	420	2150	LU471M250M350A □□
	470	25	35	240	420	2160	LU471M250N350A □□
	470	30	25	240	420	2160	LU471M250O250A □□
	560	22	40	210	360	2480	LU561M250M400A □□
	560	25	35	210	360	2490	LU561M250N350A □□
	560	30	25	210	360	2490	LU561M250O250A □□
	680	22	50	170	290	2710	LU681M250M500A □□
	680	25	40	170	290	2710	LU681M250N400A □□
	680	30	30	170	290	2710	LU681M250O300A □□
	820	25	45	140	240	3010	LU821M250N450A □□
	820	30	35	140	240	3020	LU821M250O350A □□
	820	35	30	140	240	3030	LU821M250P300A □□
	1000	30	40	110	200	3560	LU102M250O400A □□
	1000	35	35	110	200	3570	LU102M250P350A □□
	1200	30	45	97	170	3990	LU122M250O450A □□
	1200	35	35	97	170	4010	LU122M250P350A □□
	1500	35	40	74	130	4340	LU152M250P400A □□

□□: See description at end of standard ratings



## ALUMINUM ELECTROLYTIC CAPACITOR • LU SERIES

## STANDARD RATINGS

V <sub>R</sub> (V)	C <sub>R</sub> (μF)	ø D (mm)	L (mm)	Typ. ESR +20°C • 120Hz (mΩ)	Max. ESR +20°C • 120Hz (mΩ)	I <sub>R</sub> • Max. Ripple Current +85°C • 120Hz (mA rms)	CapXon Part Number
250	1800	35	50	63	110	4560	LU182M250P500A □□
	2200	35	50	52	90	5100	LU222M250P500A □□
	2700	40	80	42	74	6310	LU272M250Q800A □□
	3300	40	80	34	60	7010	LU332M250Q800A □□
	3900	35	100	29	51	7480	LU392M250PA00A □□
	4700	40	100	24	42	8890	LU472M250QA00A □□
315	100	22	20	1140	1990	800	LU101M315M200A □□
	120	25	20	950	1660	910	LU121M315N200A □□
	150	22	25	760	1330	1070	LU151M315M250A □□
	150	25	20	760	1330	1080	LU151M315N200A □□
	180	22	30	630	1110	1380	LU181M315M300A □□
	180	25	25	630	1110	1390	LU181M315N250A □□
	220	22	30	510	900	1470	LU221M315M300A □□
	220	25	25	510	900	1470	LU221M315N250A □□
	220	30	20	510	900	1480	LU221M315O200A □□
	270	22	35	420	740	1700	LU271M315M350A □□
	270	25	30	420	740	1710	LU271M315N300A □□
	270	30	25	420	740	1720	LU271M315O250A □□
	270	35	20	420	740	1730	LU271M315P200A □□
	330	22	40	340	600	1990	LU331M315M400A □□
	330	25	35	340	600	2000	LU331M315N350A □□
	330	30	25	340	600	1990	LU331M315O250A □□
	390	22	45	290	510	2150	LU391M315M450A □□
	390	25	40	290	510	2160	LU391M315N400A □□
	390	30	30	290	510	2160	LU391M315O300A □□
	390	35	25	290	510	2170	LU391M315P250A □□
	470	25	45	240	420	2460	LU471M315N450A □□
	470	30	35	240	420	2470	LU471M315O350A □□
	470	35	30	240	420	2480	LU471M315P300A □□
	560	25	50	210	360	2710	LU561M315N500A □□
	560	30	35	210	360	2700	LU561M315O350A □□
	560	35	30	210	360	2720	LU561M315P300A □□
	680	30	45	170	290	3060	LU681M315O450A □□
	680	35	35	170	290	3060	LU681M315P350A □□
	820	30	50	140	240	3450	LU821M315O500A □□
	820	35	40	140	240	3460	LU821M315P400A □□
	1000	35	45	110	200	3600	LU102M315P450A □□
350	82	22	20	1390	2430	730	LU820M350M200A □□
	100	22	25	1140	1990	810	LU101M350M250A □□
	120	22	25	950	1660	1050	LU121M350M250A □□
	120	25	20	950	1660	1070	LU121M350N200A □□
	150	22	30	760	1330	1240	LU151M350M300A □□
	150	25	25	760	1330	1250	LU151M350N250A □□
	180	22	30	630	1110	1370	LU181M350M300A □□

□□: See description at end of standard ratings



## ALUMINUM ELECTROLYTIC CAPACITOR • LU SERIES

## STANDARD RATINGS

V <sub>R</sub> (V)	C <sub>R</sub> (μF)	ø D (mm)	L (mm)	Typ. ESR +20°C • 120Hz (mΩ)	Max. ESR +20°C • 120Hz (mΩ)	I <sub>R</sub> • Max. Ripple Current +85°C • 120Hz (mA rms)	CapXon Part Number
350	180	25	25	630	1110	1380	LU181M350N250A □□
	180	30	20	630	1110	1390	LU181M350O200A □□
	220	22	35	510	900	1540	LU221M350M350A □□
	220	25	30	510	900	1550	LU221M350N300A □□
	220	30	25	510	900	1560	LU221M350O250A □□
	220	35	20	510	900	1570	LU221M350P200A □□
	270	22	40	420	740	1800	LU271M350M400A □□
	270	25	35	420	740	1810	LU271M350N350A □□
	270	30	25	420	740	1810	LU271M350O250A □□
	330	22	45	340	600	2030	LU331M350M450A □□
	330	25	35	340	600	2030	LU331M350N350A □□
	330	30	30	340	600	2040	LU331M350O300A □□
	330	35	25	340	600	2050	LU331M350P250A □□
	390	25	40	290	510	2240	LU391M350N400A □□
	390	30	35	290	510	2250	LU391M350O350A □□
	390	35	30	290	510	2260	LU391M350P300A □□
	470	25	50	240	420	2570	LU471M350N500A □□
	470	30	35	240	420	2560	LU471M350O350A □□
	470	35	30	240	420	2560	LU471M350P300A □□
	560	30	40	210	360	2760	LU561M350O400A □□
	560	35	35	210	360	2770	LU561M350P350A □□
	680	30	50	170	290	3210	LU681M350O500A □□
	680	35	40	170	290	3220	LU681M350P400A □□
	820	35	45	140	240	3520	LU821M350P450A □□
	1000	35	50	110	200	3660	LU102M350P500A □□
	1200	40	65	97	170	5710	LU122M350Q650A □□
	1500	45	60	74	130	6480	LU152M350V600A □□
	1800	45	70	63	110	7400	LU182M350V700A □□
	2200	45	80	52	90	8080	LU222M350V800A □□
	2700	45	100	42	74	9490	LU272M350VA00A □□
400	68	20	25	1670	2930	650	LU680M400L250A □□
	68	22	20	1670	2930	650	LU680M400M200A □□
	82	22	25	1390	2430	850	LU820M400M250A □□
	82	25	20	1390	2430	860	LU820M400N200A □□
	100	22	25	1140	1990	990	LU101M400M250A □□
	100	25	20	1140	1990	1000	LU101M400N200A □□
	120	22	25	950	1660	1100	LU121M400M250A □□
	120	25	25	950	1660	1140	LU121M400N250A □□
	150	22	30	760	1330	1250	LU151M400M300A □□
	150	22	35	760	1330	1380	LU151M400M350A □□
	150	25	25	760	1330	1300	LU151M400N250A □□
	150	25	30	760	1330	1400	LU151M400N300A □□
	150	30	25	760	1330	1420	LU151M400O250A □□
	180	22	30	630	1110	1500	LU181M400M300A □□

□□: See description at end of standard ratings



## ALUMINUM ELECTROLYTIC CAPACITOR • LU SERIES

## STANDARD RATINGS

V <sub>R</sub> (V)	C <sub>R</sub> (μF)	ø D (mm)	L (mm)	Typ. ESR +20°C • 120Hz (mΩ)	Max. ESR +20°C • 120Hz (mΩ)	I <sub>R</sub> • Max. Ripple Current +85°C • 120Hz (mA rms)	CapXon Part Number
400	180	22	35	630	1110	1550	LU181M400M350A □□
	180	25	25	630	1110	1520	LU181M400N250A □□
	180	25	30	630	1110	1580	LU181M400N300A □□
	180	30	25	630	1110	1600	LU181M400O250A □□
	180	35	20	630	1110	1630	LU181M400P200A □□
	220	22	45	510	900	1620	LU221M400M450A □□
	220	22	30	510	900	1540	LU221M400M300A □□
	220	25	30	510	900	1600	LU221M400N300A □□
	220	25	35	510	900	1640	LU221M400N350A □□
	220	25	25	510	900	1560	LU221M400N250A □□
	220	30	30	510	900	1660	LU221M400O300A □□
	220	30	25	510	900	1620	LU221M400O250A □□
	270	22	45	420	740	1700	LU271M400M450A □□
	270	22	35	420	740	1600	LU271M400M350A □□
	270	25	40	420	740	1820	LU271M400N400A □□
	270	25	30	420	740	1650	LU271M400N300A □□
	270	30	30	420	740	1820	LU271M400O300A □□
	270	30	25	420	740	1680	LU271M400O250A □□
	330	22	50	340	600	2270	LU331M400M500A □□
	330	22	40	340	600	1980	LU331M400M400A □□
	330	25	45	340	600	2290	LU331M400N450A □□
	330	25	35	340	600	2050	LU331M400N350A □□
	330	30	35	340	600	2310	LU331M400O350A □□
	330	30	25	340	600	2060	LU331M400O250A □□
	330	35	30	340	600	2400	LU331M400P300A □□
	330	35	25	340	600	2300	LU331M400P250A □□
	390	22	50	290	510	2290	LU391M400M500A □□
	390	25	45	290	510	2360	LU391M400N450A □□
	390	30	40	290	510	2460	LU391M400O400A □□
	390	30	30	290	510	2300	LU391M400O300A □□
	390	35	35	290	510	2500	LU391M400P350A □□
	390	35	25	290	510	2380	LU391M400P250A □□
	470	25	50	240	420	2450	LU471M400N500A □□
	470	30	45	240	420	2660	LU471M400O450A □□
	470	30	35	240	420	2420	LU471M400O350A □□
	470	35	35	240	420	2710	LU471M400P350A □□
	470	35	25	240	420	2400	LU471M400P250A □□
	470	35	30	240	420	2600	LU471M400P300A □□
	560	25	55	210	360	3080	LU561M400N550A □□
	560	30	50	210	360	3190	LU561M400O500A □□
	560	35	40	210	360	3440	LU561M400P400A □□
	560	35	30	210	360	3030	LU561M400P300A □□
	680	25	60	170	290	3280	LU681M400N600A □□
	680	30	55	170	290	3280	LU681M400O550A □□

□□: See description at end of standard ratings



## ALUMINUM ELECTROLYTIC CAPACITOR • LU SERIES

## STANDARD RATINGS

V <sub>R</sub> (V)	C <sub>R</sub> (μF)	ø D (mm)	L (mm)	Typ. ESR +20°C • 120Hz (mΩ)	Max. ESR +20°C • 120Hz (mΩ)	I <sub>R</sub> • Max. Ripple Current +85°C • 120Hz (mA rms)	CapXon Part Number
400	680	30	45	170	290	3250	LU681M400O450A □□
	680	35	50	170	290	3450	LU681M400P500A □□
	820	30	60	140	240	3420	LU821M400O600A □□
	820	35	50	140	240	3500	LU821M400P500A □□
	820	35	45	140	240	3420	LU821M400P450A □□
	1000	35	55	110	200	3850	LU102M400P550A □□
	1000	35	50	110	200	3600	LU102M400P500A □□
	1000	40	65	110	200	5150	LU102M400Q650A □□
	1200	35	65	97	170	4680	LU122M400P650A □□
	1200	40	60	97	170	4710	LU122M400Q600A □□
	1500	35	80	74	130	5550	LU152M400P800A □□
	1500	40	70	74	130	4610	LU152M400Q700A □□
	1800	40	80	63	110	6600	LU182M400Q800A □□
	2200	45	95	52	90	8700	LU222M400V950A □□
420	47	22	20	3220	5640	540	LU470M420M200A □□
	56	22	20	2710	4740	600	LU560M420M200A □□
	68	25	20	2230	3900	680	LU680M420N200A □□
	82	20	25	1850	3230	830	LU820M420L250A □□
	82	22	25	1850	3230	850	LU820M420M250A □□
	82	25	20	1850	3230	850	LU820M420N200A □□
	100	22	30	1510	2650	980	LU101M420M300A □□
	100	22	25	1510	2650	970	LU101M420M250A □□
	100	25	25	1510	2650	980	LU101M420N250A □□
	120	20	30	1260	2210	1050	LU121M420L300A □□
	120	22	30	1260	2210	1070	LU121M420M300A □□
	120	22	25	1260	2210	1020	LU121M420M250A □□
	120	25	25	1260	2210	1080	LU121M420N250A □□
	120	30	20	1260	2210	1100	LU121M420O200A □□
	150	22	35	1010	1770	1210	LU151M420M350A □□
	150	22	25	1010	1770	1110	LU151M420M250A □□
	150	25	30	1010	1770	1260	LU151M420N300A □□
	150	35	20	1010	1770	1320	LU151M420P200A □□
	180	22	40	840	1470	1330	LU181M420M400A □□
	180	22	30	840	1470	1320	LU181M420M300A □□
	180	25	35	840	1470	1460	LU181M420N350A □□
	180	25	25	840	1470	1330	LU181M420N250A □□
	180	30	25	840	1470	1480	LU181M420O250A □□
	180	35	20	840	1470	1480	LU181M420P200A □□
	220	22	45	690	1210	1600	LU221M420M450A □□
	220	22	35	690	1210	1420	LU221M420M350A □□
	220	25	35	690	1210	1580	LU221M420N350A □□
	220	25	30	690	1210	1470	LU221M420N300A □□
	220	30	30	690	1210	1650	LU221M420O300A □□
	220	30	25	690	1210	1590	LU221M420O250A □□

□□: See description at end of standard ratings



## ALUMINUM ELECTROLYTIC CAPACITOR • LU SERIES

## STANDARD RATINGS

V <sub>R</sub> (V)	C <sub>R</sub> (μF)	ø D (mm)	L (mm)	Typ. ESR +20°C • 120Hz (mΩ)	Max. ESR +20°C • 120Hz (mΩ)	I <sub>R</sub> • Max. Ripple Current +85°C • 120Hz (mA rms)	CapXon Part Number
420	220	35	25	690	1210	1600	LU221M420P250A □□
	270	22	45	560	980	1750	LU271M420M450A □□
	270	25	40	560	980	1980	LU271M420N400A □□
	270	25	30	560	980	1680	LU271M420N300A □□
	270	30	35	560	980	1920	LU271M420O350A □□
	270	30	25	560	980	1700	LU271M420O250A □□
	270	35	30	560	980	1940	LU271M420P300A □□
	330	25	50	460	800	2280	LU331M420N500A □□
	330	25	40	460	800	1950	LU331M420N400A □□
	330	30	35	460	800	2200	LU331M420O350A □□
	330	30	30	460	800	1980	LU331M420O300A □□
	330	35	35	460	800	2370	LU331M420P350A □□
	330	35	25	460	800	2170	LU331M420P250A □□
	390	25	50	390	680	2300	LU391M420N500A □□
	390	30	40	390	680	2320	LU391M420O400A □□
	390	30	30	390	680	2100	LU391M420O300A □□
	390	35	35	390	680	2680	LU391M420P350A □□
	390	35	25	390	680	2200	LU391M420P250A □□
	470	30	45	320	560	2720	LU471M420O450A □□
	470	30	35	320	560	2470	LU471M420O350A □□
	470	35	40	320	560	2750	LU471M420P400A □□
	470	35	30	320	560	2630	LU471M420P300A □□
	560	25	55	270	470	2820	LU561M420N550A □□
	560	30	50	270	470	2850	LU561M420O500A □□
	560	30	40	270	470	2700	LU561M420O400A □□
	560	35	45	270	470	2950	LU561M420P450A □□
	560	35	35	270	470	2700	LU561M420P350A □□
	680	30	50	220	390	2900	LU681M420O500A □□
	680	35	50	220	390	3200	LU681M420P500A □□
	680	35	40	220	390	3150	LU681M420P400A □□
	820	30	55	180	320	3400	LU821M420O550A □□
	820	35	45	180	320	3450	LU821M420P450A □□
	820	35	55	180	320	3720	LU821M420P550A □□
	820	40	45	180	320	3720	LU821M420Q450A □□
	1000	35	65	150	270	4500	LU102M420P650A □□
	1000	35	50	150	270	3780	LU102M420P500A □□
	1000	40	50	150	270	4300	LU102M420Q500A □□
	1200	35	70	130	220	4950	LU122M420P700A □□
	1200	35	60	130	220	3900	LU122M420P600A □□
	1200	40	55	130	220	4600	LU122M420Q550A □□
	1500	40	70	100	180	5980	LU152M420Q700A □□
	1800	40	80	86	150	6900	LU182M420Q800A □□

□□: See description at end of standard ratings





## ALUMINUM ELECTROLYTIC CAPACITOR • LU SERIES

## STANDARD RATINGS

V <sub>R</sub> (V)	C <sub>R</sub> (μF)	ø D (mm)	L (mm)	Typ. ESR +20°C • 120Hz (mΩ)	Max. ESR +20°C • 120Hz (mΩ)	I <sub>R</sub> • Max. Ripple Current +85°C • 120Hz (mA rms)	CapXon Part Number
450	47	22	20	3220	5640	550	LU470M450M200A □□
	56	20	25	2710	4740	610	LU560M450L250A □□
	56	22	20	2710	4740	590	LU560M450M200A □□
	68	20	25	2230	3900	620	LU680M450L250A □□
	68	22	25	2230	3900	710	LU680M450M250A □□
	68	25	20	2230	3900	720	LU680M450N200A □□
	82	20	30	1850	3230	870	LU820M450L300A □□
	82	22	25	1850	3230	860	LU820M450M250A □□
	82	25	20	1850	3230	880	LU820M450N200A □□
	100	20	35	1510	2650	910	LU101M450L350A □□
	100	22	30	1510	2650	950	LU101M450M300A □□
	100	25	25	1510	2650	970	LU101M450N250A □□
	120	22	30	1260	2210	1050	LU121M450M300A □□
	120	25	25	1260	2210	1070	LU121M450N250A □□
	150	22	35	1010	1770	1290	LU151M450M350A □□
	150	25	30	1010	1770	1310	LU151M450N300A □□
	150	30	25	1010	1770	1340	LU151M450O250A □□
	150	35	20	1010	1770	1360	LU151M450P200A □□
	180	22	35	840	1470	1380	LU181M450M350A □□
	180	25	30	840	1470	1400	LU181M450N300A □□
	180	30	25	840	1470	1440	LU181M450O250A □□
	180	30	30	840	1470	1450	LU181M450O300A □□
	180	35	25	840	1470	1470	LU181M450P250A □□
	220	22	40	690	1210	1870	LU221M450M400A □□
	220	25	35	690	1210	1890	LU221M450N350A □□
	220	30	30	690	1210	1910	LU221M450O300A □□
	220	35	25	690	1210	1920	LU221M450P250A □□
	270	25	35	560	980	2120	LU271M450N350A □□
	270	30	30	560	980	2150	LU271M450O300A □□
	270	35	25	560	980	2190	LU271M450P250A □□
	330	25	40	460	800	2410	LU331M450N400A □□
	330	30	35	460	800	2480	LU331M450O350A □□
	330	35	30	460	800	2530	LU331M450P300A □□
	330	35	35	460	800	2630	LU331M450P350A □□
	390	25	45	390	680	2670	LU391M450N450A □□
	390	30	35	390	680	2700	LU391M450O350A □□
	390	35	30	390	680	2750	LU391M450P300A □□
	470	25	50	320	560	2780	LU471M450N500A □□
	470	30	40	320	560	2820	LU471M450O400A □□
	470	30	45	320	560	2880	LU471M450O450A □□
	470	35	35	320	560	2930	LU471M450P350A □□
	560	30	45	270	470	3130	LU561M450O450A □□
	560	30	50	270	470	3170	LU561M450O500A □□
	560	35	40	270	470	3210	LU561M450P400A □□

□□: See description at end of standard ratings



## ALUMINUM ELECTROLYTIC CAPACITOR • LU SERIES

## STANDARD RATINGS

V <sub>R</sub> (V)	C <sub>R</sub> (μF)	ø D (mm)	L (mm)	Typ. ESR +20°C • 120Hz (mΩ)	Max. ESR +20°C • 120Hz (mΩ)	I <sub>R</sub> • Max. Ripple Current +85°C • 120Hz (mA rms)	CapXon Part Number
450	560	40	50	270	470	3460	LU561M450Q500A □□
	560	45	40	270	470	3480	LU561M450V400A □□
	680	30	50	220	390	3460	LU681M450O500A □□
	680	35	40	220	390	3510	LU681M450P400A □□
	680	35	45	220	390	3650	LU681M450P450A □□
	680	40	60	220	390	3980	LU681M450Q600A □□
	680	45	45	220	390	4010	LU681M450V450A □□
	820	30	60	180	320	3970	LU821M450O600A □□
	820	35	45	180	320	3900	LU821M450P450A □□
	820	35	50	180	320	4010	LU821M450P500A □□
	820	45	55	180	320	4470	LU821M450V550A □□
	1000	35	55	150	270	4010	LU102M450P550A □□
	1000	35	60	150	270	4110	LU102M450P600A □□
	1000	40	55	150	270	4600	LU102M450Q550A □□
	1000	45	60	150	270	5080	LU102M450V600A □□
	1200	40	65	130	220	5420	LU122M450Q650A □□
	1200	45	60	130	220	5790	LU122M450V600A □□
	1500	45	85	100	180	6840	LU152M450V850A □□
	1800	45	100	86	150	7860	LU182M450VA00A □□
	2200	45	90	69	120	8480	LU222M450V900A □□
500	47	22	20	3220	5640	560	LU470M500M200A □□
	56	20	25	2710	4740	620	LU560M500L250A □□
	56	22	25	2710	4740	630	LU560M500M250A □□
	56	25	20	2710	4740	640	LU560M500N200A □□
	68	20	30	2230	3900	650	LU680M500L300A □□
	68	22	25	2230	3900	630	LU680M500M250A □□
	68	22	30	2230	3900	750	LU680M500M300A □□
	68	25	20	2230	3900	680	LU680M500N200A □□
	68	25	25	2230	3900	780	LU680M500N250A □□
	82	20	30	1850	3230	850	LU820M500L300A □□
	82	22	30	1850	3230	920	LU820M500M300A □□
	82	25	25	1850	3230	950	LU820M500N250A □□
	100	22	35	1510	2650	1020	LU101M500M350A □□
	100	25	30	1510	2650	1060	LU101M500N300A □□
	100	30	20	1510	2650	1040	LU101M500O200A □□
	100	30	25	1510	2650	1070	LU101M500O250A □□
	120	22	40	1260	2210	1120	LU121M500M400A □□
	120	25	30	1260	2210	1080	LU121M500N300A □□
	120	25	35	1260	2210	1230	LU121M500N350A □□
	120	30	30	1260	2210	1250	LU121M500O300A □□
	120	35	25	1260	2210	1280	LU121M500P250A □□
	150	22	45	1010	1770	1260	LU151M500M450A □□
	150	25	35	1010	1770	1250	LU151M500N350A □□
	150	25	40	1010	1770	1280	LU151M500N400A □□
	150	30	30	1010	1770	1340	LU151M500O300A □□

□□: See description at end of standard ratings



## ALUMINUM ELECTROLYTIC CAPACITOR • LU SERIES

## STANDARD RATINGS

V <sub>R</sub> (V)	C <sub>R</sub> (μF)	ø D (mm)	L (mm)	Typ. ESR +20°C • 120Hz (mΩ)	Max. ESR +20°C • 120Hz (mΩ)	I <sub>R</sub> • Max. Ripple Current +85°C • 120Hz (mA rms)	CapXon Part Number
500	150	30	35	1010	1770	1380	LU151M500O350A □□
	150	35	25	1010	1770	1360	LU151M500P250A □□
	180	22	50	840	1470	1390	LU181M500M500A □□
	180	25	40	840	1470	1300	LU181M500N400A □□
	180	25	45	840	1470	1450	LU181M500N450A □□
	180	30	30	840	1470	1280	LU181M500O300A □□
	180	30	35	840	1470	1470	LU181M500O350A □□
	180	35	20	840	1470	1210	LU181M500P200A □□
	180	35	25	840	1470	1460	LU181M500P250A □□
	220	25	50	690	1210	1520	LU221M500N500A □□
	220	30	35	690	1210	1510	LU221M500O350A □□
	220	30	40	690	1210	1600	LU221M500O400A □□
	220	35	30	690	1210	1620	LU221M500P300A □□
	270	30	40	560	980	1770	LU271M500O400A □□
	270	30	45	560	980	1980	LU271M500O450A □□
	270	35	35	560	980	2020	LU271M500P350A □□
	330	30	50	460	800	2250	LU331M500O500A □□
	330	35	35	460	800	2030	LU331M500P350A □□
	330	35	40	460	800	2270	LU331M500P400A □□
	390	35	45	390	680	2450	LU391M500P450A □□
	470	35	50	320	560	2760	LU471M500P500A □□
	560	35	60	270	470	2900	LU561M500P600A □□
	560	40	50	270	470	3310	LU561M500Q500A □□
	680	35	70	220	390	3820	LU681M500P700A □□
	680	40	55	220	390	3790	LU681M500Q550A □□
	820	35	80	180	320	4560	LU821M500P800A □□
	820	40	60	180	320	4330	LU821M500Q600A □□
	1000	35	90	150	270	5310	LU102M500P900A □□
	1000	40	80	150	270	5420	LU102M500Q800A □□
	1500	40	100	100	180	6560	LU152M500QA00A □□

□□: See description at end of standard ratings

## STANDARD RATINGS

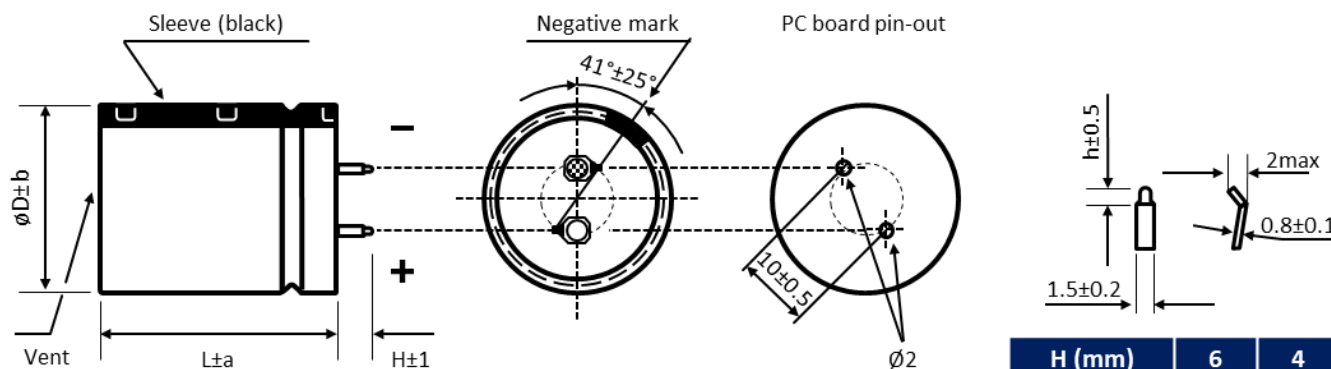
$V_R$ (V)	$C_R$ ( $\mu F$ )	$\phi D$ (mm)	L (mm)	Typ. ESR +20°C • 120Hz (m $\Omega$ )	Max. ESR +20°C • 120Hz (m $\Omega$ )	$I_R$ • Max. Ripple Current +85°C • 120Hz (mA rms)	CapXon Part Number
600	150	30	45	1010	1770	950	LU151M600O450A □□
	180	30	50	840	1470	1100	LU181M600O500A □□
	220	30	60	690	1210	1220	LU221M600O600A □□
	270	30	70	560	980	1250	LU271M600O700A □□
	330	30	80	460	800	1360	LU331M600O800A □□
	330	40	50	460	800	1350	LU331M600Q500A □□
	390	40	60	390	680	1480	LU391M600Q600A □□
	470	40	70	320	560	1670	LU471M600Q700A □□
	470	45	55	320	560	1650	LU471M600V550A □□
	560	40	80	270	470	1780	LU561M600Q800A □□
	560	45	60	270	470	1750	LU561M600V600A □□
	680	40	90	220	390	1850	LU681M600Q900A □□
	680	45	70	220	390	1830	LU681M600V700A □□
	820	45	85	180	320	2010	LU821M600V850A □□
	1000	45	100	150	270	2280	LU102M600VA00A □□

□□: Enter **P6** for standard type • 6mm pin length  
 □□: Enter **Z6** for 3-pin type • 6mm pin length  
 □□: Enter **Y6** for multipin-type • 6mm pin length

□□: Enter **P4** for standard type • 4mm pin length  
 □□: Enter **Z4** for 3-pin type • 4mm pin length  
 □□: Enter **Y4** for multipin type • 4mm pin length

## DIMENSIONS • All dimensions in mm

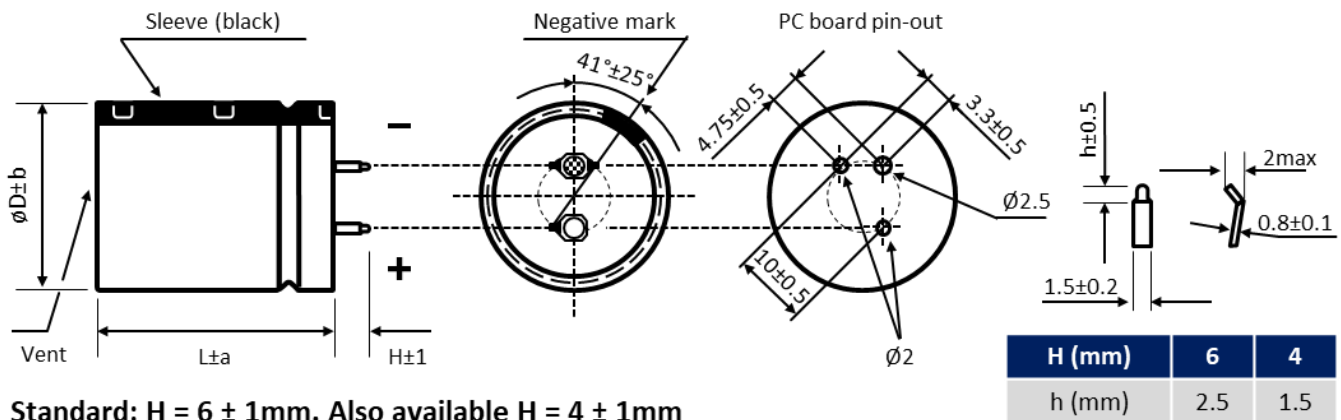
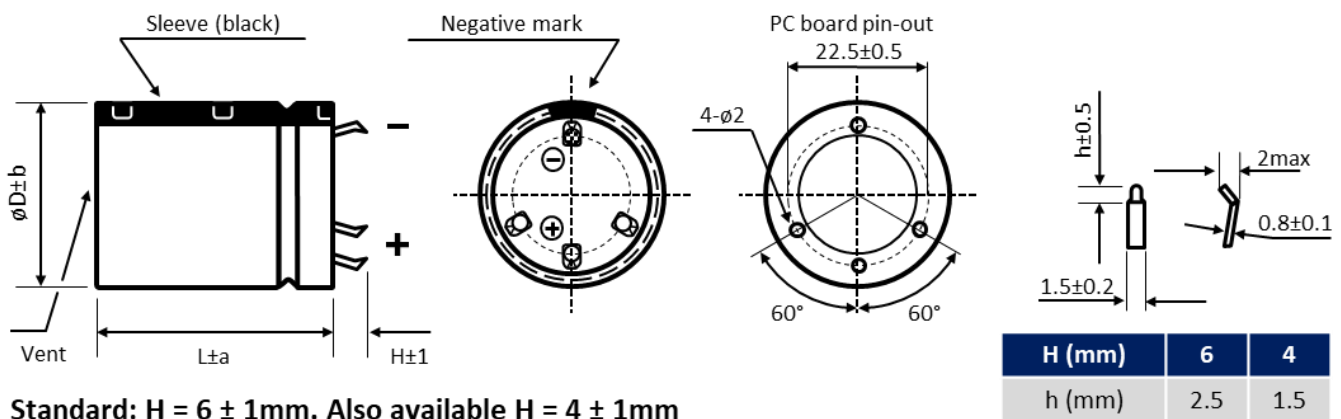
2-pin version • Standard type

Standard:  $H = 6 \pm 1 \text{ mm}$ . Also available  $H = 4 \pm 1 \text{ mm}$ 

H (mm)	6	4
h (mm)	2.5	1.5

**DIMENSIONS** ▪ All dimensions in mm

3-pin version ▪ Polarity protection

Multipin version ▪ Diameter  $\varnothing D \geq 30$  mm

Further possible terminal styles can be found in our packaging information liquid snap-in.

**MULTIPLIER  $K_f$  for RIPPLE CURRENT vs. FREQUENCY**

$V_R$ (V) / Frequency (Hz)	50/60	100/120	300	1k	10k	50k - 100k
$10 \leq V_R \leq 100$	0.88	1	1.07	1.15	1.15	1.15
$160 \leq V_R \leq 250$	0.81	1	1.17	1.32	1.45	1.5
$315 \leq V_R \leq 600$	0.77	1	1.16	1.3	1.41	1.43

**PRECAUTIONS, GUIDELINES AND PACKAGING INFORMATION**

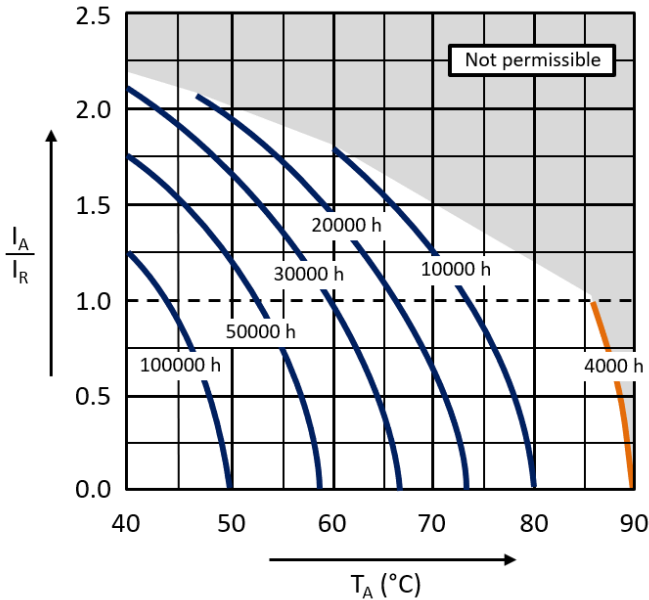
Unless otherwise agreed in individual specifications, all products are subject to our “General Precautions and Guidelines” as well as our “Packaging Information”. Please refer to the following links in the table.

<a href="#">General Precautions &amp; Guidelines</a>	<a href="#">Packaging Information</a>	<a href="#">Vibration Test Profiles</a>	<a href="#">3D Models</a>	<a href="#">Reliability Tests</a>

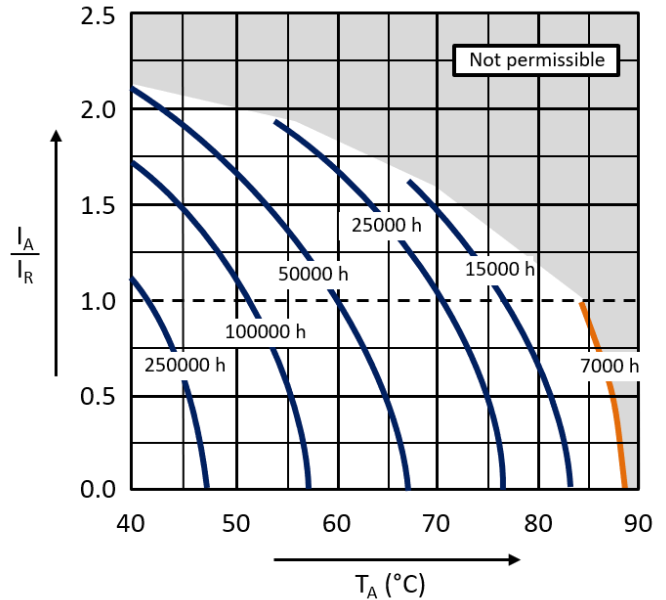


## USEFUL LIFE

$V_R \leq 100V$



$V_R \geq 160V$



With:  $I_A$ : Application current  
 $I_R$ : Rated ripple current (A RMS)  
 $T_A$ : Application temperature of the capacitor

### DISCLAIMER

All product related data (e.g. specification, statements and general information) are subject to change without any notice. It is necessary that the customer observes all product related technical / application information and handling instructions.

CapXon products are designed and manufactured according to severe quality and safety standards. Under no circumstance, CapXon warrants that any CapXon product is suitable for the purposes intended for your application, even CapXon knows the application. It is customer's duty and obligation to check and make sure that CapXon products are suitable for the purposes intended and select the correct and proper CapXon product. Customers are requested to perform a sufficient validation and reliability evaluation to assure needed safety level and reliability performance by suitable designs and to apply proper safeguards (e.g. redundancies, protective circuits).

Particular operating conditions (ambient temperature, ripple current, voltage, thermal resistance, etc.) as well as storage, production or assembly may affect the performance and the lifetime of the capacitor. Please consult CapXon for lifetime estimation, failure mode considerations or worst-case scenarios according to the product technology, product tolerances / deviations or change of the characteristics of the capacitor due to shipment, storage, handling, production and usage.

For aerospace or military application, life-saving, life-sustaining, safety critical applications or any application where failure may cause severe personal injury or death, please consult us before design-in the capacitor in your application.

Except for the written expressed warranties, CapXon does not impliedly, by assumption or whatever else, warrant, undertake, promise any other warranty or guaranty for any CapXon product.

For further information, please visit our website [www.capxongroup.com](http://www.capxongroup.com) or contact CapXon directly.