


SD Series 7 mm, Low Leakage Current 105°C

Features

- ◆ 105°C Low leakage current, height 7 mm
- ◆ For detail specifications, please refer to Engineering Bulletin No. E122
- ◆ RoHS Compliant



Specifications

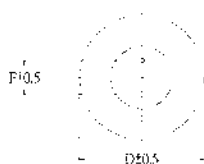

Item	Performance Characteristics								
Operating Temperature Range	40 to +105°C								
Rated Voltage Range	4 to 63 VDC								
Capacitance Range	0.1 to 100 µF								
Capacitance Tolerance	±20% (120Hz, +20°C)								
Leakage Current(+20°C, max)	I ≤ 0.002 CV or 0.4 (µA) After 2 minutes, whichever is greater measured with rated working voltage applied.								
Dissipation Factor (tan δ, at 20°C, 120Hz)	Working Voltage (VDC)	4	6.3	10	16	25	35	50	63
	D.F. (%)max	25	22	20	16	14	12	10	10
Low Temperature Characteristics (at 120Hz)	Impedance ratio max								
	Rated voltage(VDC)	4	6.3	10	16	25	35	50	63
	Z-25°C/Z+20°C	6	4	3	3	2	2	2	2
	Z-40°C/Z+20°C	12	10	6	6	4	4	4	3
Load Life	Test conditions								
	Duration time	:1000 Hrs							
	Ambient temperature	:+105°C							
	Applied voltage	:Rated DC working voltage							
	After test requirement at +20°C	Capacitance change : ≤ ±20% of the initial measured value (4V : ≤ ±30%)							
	Dissipation factor	: ≤ 200% of the initial specified value							
	Leakage current	: ≤ The initial specified value							
Shelf Life	Test conditions								
	Duration time	:1000 Hrs							
	Ambient temperature	:+105°C							
	Applied voltage	:None							
	After test requirement at +20°C : Same limits as Load life.								
	Pre-treatment for measurements shall be conducted after application of DC working voltage for 30 minutes.								

Multiplier for Ripple Current vs. Frequency

CAP(µF) \ Frequency(Hz)	50(60)	120	400	1K	≥10K
0.1~10	0.65	1.0	1.20	1.30	1.50
10~100	0.8	1.0	1.10	1.15	1.20

Diagram of Dimensions:(unit:mm)

P.I.T. Steve



D φ	4	5	6.3	8
F	1.5±0.5	2.0±0.5	2.5±0.5	3.5±0.5
d φ	0.45		0.50	

Case Size

φ DxL(mm)

WV (SV) Cap(μF)	4 (5)		6.3 (8)		10 (13)		16 (20)	
	Size	Ripple	Size	Ripple	Size	Ripple	Size	Ripple
0.1								
0.22								
0.33								
0.47								
1.0								
2.2								
3.3								
4.7								
10							4x7	27
22					4x7	36	4x7	40
33	4x7	33	4x7	41	5x7	44	5x7	50
47	4x7	39	5x7	49	6.3x7	54	6.3x7	62
100	6.3x7	59	6.3x7	75	8x7	90		

WV (SV) Cap(μF)	25 (32)		35 (44)		50 (63)		63 (79)	
	Size	Ripple	Size	Ripple	Size	Ripple	Size	Ripple
0.1					4x7	3	4x7	3
0.22					4x7	5	4x7	5
0.33					4x7	6	4x7	6
0.47					4x7	7	4x7	7
1.0					4x7	10	4x7	10
2.2					4x7	16	5x7	19
3.3			4x7	18	4x7	20	6.3x7	29
4.7	4x7	19	5x7	21	6.3x7	24	6.3x7	36
10	5x7	29	5x7	32	8x7	40		
22	6.3x7	44	6.3x7	49				
33	6.3x7	55	8x7	67				
47	8x7	74						
100								

Ripple Current (mA, rms) at 105°C 120Hz