


CapXon SB Series

SB Series 7 mm Non-polar 105°C

Features

- ◆ Non-polarized with 7mm height for crossover network of high-pitched, mean and low-pitched sounds in high-frequency sound systems.
- ◆ The series offers excellent frequency characteristics and minimal capacitance deviation with frequency.
- ◆ For detail specifications, please refer to Engineering Bulletin NO. E145
- ◆ RoHS Compliant



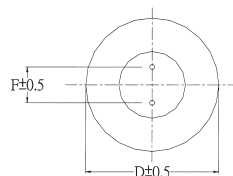
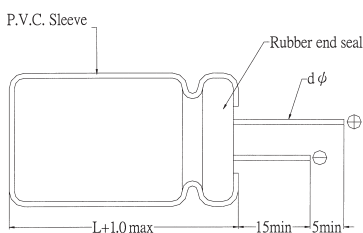
Specifications

Item	Performance Characteristics																					
Operating Temperature Range	-40 to +105°C																					
Rated Voltage Range	6.3 to 50 VDC																					
Capacitance Range	0.1 to 100 μ F																					
Capacitance Tolerance	$\pm 20\%$ (120Hz, +20°C)																					
Leakage Current(+20°C, max)	$I \leq 0.05 CV$ or 10 (μ A) After 2 minutes, whichever is greater measured with rated working voltage applied.																					
Dissipation Factor ($\tan \delta$, at 20°C , 120Hz)	<table border="1"> <tr> <td>Working Voltage (VDC)</td> <td>6.3</td> <td>10</td> <td>16</td> <td>25</td> <td>35</td> <td>50</td> </tr> <tr> <td>D. F. (%)max</td> <td>24</td> <td>20</td> <td>16</td> <td>16</td> <td>14</td> <td>12</td> </tr> </table>	Working Voltage (VDC)	6.3	10	16	25	35	50	D. F. (%)max	24	20	16	16	14	12							
	Working Voltage (VDC)	6.3	10	16	25	35	50															
D. F. (%)max	24	20	16	16	14	12																
Low Temperature Characteristics (at 120Hz)	Impedance ratio max																					
	<table border="1"> <tr> <td>Rated voltage(VDC)</td> <td>6.3</td> <td>10</td> <td>16</td> <td>25</td> <td>35</td> <td>50</td> </tr> <tr> <td>Z-25°C / Z+20°C</td> <td>4</td> <td>3</td> <td>2</td> <td>2</td> <td>2</td> <td>2</td> </tr> <tr> <td>Z-4°C / Z+20°C</td> <td>8</td> <td>6</td> <td>4</td> <td>4</td> <td>3</td> <td>3</td> </tr> </table>	Rated voltage(VDC)	6.3	10	16	25	35	50	Z-25°C / Z+20°C	4	3	2	2	2	2	Z-4°C / Z+20°C	8	6	4	4	3	3
	Rated voltage(VDC)	6.3	10	16	25	35	50															
Z-25°C / Z+20°C	4	3	2	2	2	2																
Z-4°C / Z+20°C	8	6	4	4	3	3																
Load Life	Test conditions Duration time :1000 Hrs Ambient temperature :+105°C Applied voltage :Rated DC working voltage to each polarity for 500 Hrs After test requirements at +20°C Capacitance change : $\leq \pm 20\%$ of the initial measured value Dissipation factor : $\leq 200\%$ of the initial specified value Leakage current : \leq The initial specified value																					
Shelf Life	Test conditions Duration time :1000 Hrs Ambient temperature :+105°C Applied voltage :None After test requirements at +20°C : Same limits as Load life. Pre-treatment for measurements shall be conducted after application of DC working voltage for 30 minutes.																					

Multiplier for Ripple Current vs. Frequency

CAP(μ F)\Frequency(Hz)	50(60)	120	400	1K	10K	50K-100K
CAP ≤ 10	0.8	1	1.30	1.45	1.65	1.70
10<CAP ≤ 100	0.8	1	1.23	1.36	1.48	1.53
100<CAP ≤ 1000	0.8	1	1.16	1.25	1.35	1.38

Diagram of Dimensions:(unit:mm)



D ϕ	4	5	6.3	8
F	1.5 \pm 0.5	2.0 \pm 0.5	2.5 \pm 0.5	3.5 \pm 0.5
d ϕ	0.45		0.5	

CapXon SB Series

Case Size

WV (SV) Cap(μF)	6.3 (8)		10 (13)		16 (20)		25 (32)		35 (44)		50 (63)	
	Size	Ripple	Size	Ripple	Size	Ripple	Size	Ripple	Size	Ripple	Size	Ripple
0.1											4x7	1.0
0.22											4x7	2.3
0.33											4x7	3.5
0.47											4x7	5.0
1											4x7	10
2.2									4x7	13	5 x7	16
3.3							4x7	14	5x7	18	5x7	20
4.7					4x7	18	5x7	19	5x7	22	6.3x7	27
10	4x7	23	4x7	24	5x7	30	6.3x7	35	6.3x7	37	8x7	44
22	5x7	30	5x7	38	6.3x7	51	6.3x7	53	8x7	58		
33	5x7	40	6.3x7	52	6.3x7	58	8x7	70	8x7	70		
47	6.3x7	56	8x7	65	8x7	73	8x7	80				
100	8x7	92	8x7	105	8x7	120						

Ripple Current (mA, rms) at 105°C 120Hz

Radial