

UC SERIES ▪ ULTRA LONG LIFE 85°C TYPE

KEY FEATURES



- ALUMINUM ELECTROLYTIC CAPACITOR ▪ Snap-In type
- Useful life: 85°C ▪ 7000 hours
- Extremely stable dissipation factor and leakage current
- High voltage up to 630V
- Especially for applications with demanding operating environment



SPECIFICATIONS

Items		Performance Characteristics				
Operating Temperature Range		-40 ~ +85°C		-25 ~ +85°C		
Rated Voltage Range	V _R	200 ~ 450V DC		500 ~ 630V DC		
Surge Voltage	V _S	(V _R ≤ 315V) ▪ V _S = 1.15·V _R		(V _R > 315V) ▪ V _S = 1.10·V _R		
Capacitance Range	C _R	68 ~ 2700µF		56 ~ 1500µF		
Cap. Tolerance	ΔC	±20% (120Hz ▪ 20°C)				
Leakage Current (20°C ▪ V _R applied)	I _{LEAK}	≤ 3 · √C _R · V _R ▪ After 5 minutes [I _{LEAK} (µA) ; C _R (µF) ; V _R (V)]				
Dissipation Factor % (20°C ▪ 120Hz)	tanδ	V _R (V DC)	200 ~ 400	450 ~ 630		
		tanδ	15	20		
Self-Resistance (20°C ▪ 120Hz)	ESR	Not to exceed the values shown in standard ratings				
Low Temperature Characteristics at 120Hz	Z ratio max.	V _R (V DC)	200 ~ 250	315 ~ 450	500	575 ~ 630
		Z-25°C/Z+20°C	4	5	6	7
		Z-40°C/Z+20°C	7	10	-	-

Lifetime Test						
Useful Life 85°C (V _R & I _R applied)	Test	7 000 hours				
	ΔC/C _R	≤ ±20% of initial measured value				
	tanδ	≤ 200% of initial specified value				
	I _{Leak}	≤ the initial specified value				
	Deviation Rate @ Useful Life: 10 000 FIT = 1%/1000h with 60% confidence level ▪ parts show higher drift as test criteria					
Endurance 85°C (V _R & I _R applied)	Test	3 000 hours				
	ΔC/C _R	≤ ±15% of initial measured value				
	tanδ	≤ 175% of initial specified value				
	I _{Leak}	≤ the initial specified value				
Shelf Life 85°C (V _R = 0)	Test	1 000 hours				
	ΔC/C _R	≤ ±15% of initial measured value				
	tanδ	≤ 175% of initial specified value				
	I _{Leak}	≤ the initial specified value				
Before measurement: Restore capacitor to 20°C, apply V _R for 30 min according JIS-C-5101-4						
Vibration Resistance Test	Max. 10g force, f _{RANGE} 10Hz ... 55Hz, amplitude 0.75mm; X/Y/Z-axis each 2h; capacitor rigidly clamped by body to surface ▪ IEC 60068-2-6					

STANDARD RATINGS

V _R (V)	C _R (μF)	∅ D (mm)	L (mm)	Typ. ESR +20°C - 120Hz (mΩ)	Max. ESR +20°C - 120Hz (mΩ)	I _R - Max. Ripple Current +85°C - 120Hz (mA rms)	CapXon Part Number
200	220	22	25	510	900	1160	UC221M200M250A
	270	22	25	420	740	1310	UC271M200M250A
	330	22	25	340	600	1410	UC331M200M250A
	390	22	25	290	510	1430	UC391M200M250A
	470	22	30	240	420	1690	UC471M200M300A
	470	25	25	240	420	1690	UC471M200N250A
	560	22	35	210	360	2060	UC561M200M350A
	560	25	30	210	360	2060	UC561M200N300A
	560	30	25	210	360	2060	UC561M200O250A
	680	22	40	170	290	2260	UC681M200M400A
	680	25	30	170	290	2150	UC681M200N300A
	680	30	25	170	290	2230	UC681M200O250A
	820	22	45	140	240	2620	UC821M200M450A
	820	25	35	140	240	2620	UC821M200N350A
	820	30	30	140	240	2630	UC821M200O300A
	820	35	25	140	240	2690	UC821M200P250A
	1000	22	50	110	200	2700	UC102M200M500A
	1000	25	40	110	200	2640	UC102M200N400A
	1000	30	30	110	200	2630	UC102M200O300A
	1000	35	25	110	200	2690	UC102M200P250A
	1200	25	45	97	170	2900	UC122M200N450A
	1200	30	35	97	170	2900	UC122M200O350A
	1200	35	30	97	170	3000	UC122M200P300A
	1500	25	55	74	130	3450	UC152M200N550A
	1500	30	45	74	130	3470	UC152M200O450A
	1500	35	35	74	130	3450	UC152M200P350A
	1800	30	50	63	110	4000	UC182M200O500A
	1800	35	40	63	110	4000	UC182M200P400A
	2200	30	60	52	90	4600	UC222M200O600A
	2200	35	45	52	90	4430	UC222M200P450A
	2200	40	40	52	90	4520	UC222M200Q400A
	2700	35	55	42	74	5000	UC272M200P550A
	2700	40	50	42	74	5240	UC272M200Q500A
	3300	35	65	34	60	5850	UC332M200P650A
	3300	40	60	34	60	5910	UC332M200Q600A
	3900	35	80	29	51	6320	UC392M200P800A
3900	40	60	29	51	6000	UC392M200Q600A	
4700	40	70	24	42	6810	UC472M200Q700A	
5600	40	80	20	36	7450	UC562M200Q800A	
6800	40	100	17	29	8680	UC682M200QA00A	
250	180	22	25	630	1110	1010	UC181M250M250A
	220	22	25	510	900	1260	UC221M250M250A
	270	22	25	420	740	1410	UC271M250M250A
	330	22	30	340	600	1590	UC331M250M300A

see description at end of standard ratings

STANDARD RATINGS

V_R (V)	C_R (μ F)	ϕ D (mm)	L (mm)	Typ. ESR +20°C - 120Hz (m Ω)	Max. ESR +20°C - 120Hz (m Ω)	I_R - Max. Ripple Current +85°C - 120Hz (mA rms)	CapXon Part Number
250	330	25	25	340	600	1540	UC331M250N250A
	390	22	30	290	510	1600	UC391M250M300A
	390	25	25	290	510	1580	UC391M250N250A
	470	22	35	240	420	1740	UC471M250M350A
	470	25	30	240	420	1740	UC471M250N300A
	470	30	25	240	420	1810	UC471M250O250A
	560	22	45	210	360	2130	UC561M250M450A
	560	25	35	210	360	2050	UC561M250N350A
	560	30	25	210	360	2020	UC561M250O250A
	680	22	50	170	290	2500	UC681M250M500A
	680	25	45	170	290	2550	UC681M250N450A
	680	30	30	170	290	2400	UC681M250O300A
	820	25	50	140	240	2930	UC821M250N500A
	820	30	35	140	240	2800	UC821M250O350A
	820	35	30	140	240	2900	UC821M250P300A
	1000	25	55	110	200	3070	UC102M250N550A
	1000	30	45	110	200	3120	UC102M250O450A
	1000	35	35	110	200	3070	UC102M250P350A
	1200	25	60	97	170	3350	UC122M250N600A
	1200	30	50	97	170	3410	UC122M250O500A
	1200	35	35	97	170	3210	UC122M250P350A
	1500	30	60	74	130	4100	UC152M250O600A
	1500	35	45	74	130	3950	UC152M250P450A
	1500	40	40	74	130	4050	UC152M250Q400A
	1800	30	65	63	110	4300	UC182M250O650A
	1800	35	50	63	110	4200	UC182M250P500A
	1800	40	45	63	110	4300	UC182M250Q450A
	2200	35	60	52	90	4950	UC222M250P600A
	2200	40	50	52	90	4950	UC222M250Q500A
	2700	35	80	42	74	6100	UC272M250P800A
	2700	40	70	42	74	6100	UC272M250Q700A
	3300	35	80	34	60	6520	UC332M250P800A
3300	40	70	34	60	6610	UC332M250Q700A	
3900	40	80	29	51	7500	UC392M250Q800A	
4700	40	100	24	42	8910	UC472M250QA00A	
350	82	22	20	1390	2430	650	UC820M350M200A
	100	22	25	1140	1990	780	UC101M350M250A
	100	25	20	1140	1990	750	UC101M350N200A
	120	22	25	950	1660	1000	UC121M350M250A
	120	25	20	950	1660	980	UC121M350N200A
	150	22	30	760	1330	1260	UC151M350M300A
	150	25	25	760	1330	1260	UC151M350N250A
	180	22	35	630	1110	1300	UC181M350M350A
	180	25	30	630	1110	1320	UC181M350N300A

see description at end of standard ratings

STANDARD RATINGS

V_R (V)	C_R (μ F)	ϕ D (mm)	L (mm)	Typ. ESR +20°C - 120Hz (m Ω)	Max. ESR +20°C - 120Hz (m Ω)	I_R - Max. Ripple Current +85°C - 120Hz (mA rms)	CapXon Part Number
350	180	30	25	630	1110	1380	UC181M350O250A
	220	22	40	510	900	1410	UC221M350M400A
	220	25	30	510	900	1480	UC221M350N300A
	220	30	25	510	900	1480	UC221M350O250A
	270	22	45	420	740	1630	UC271M350M450A
	270	25	35	420	740	1660	UC271M350N350A
	270	30	30	420	740	1710	UC271M350O300A
	270	35	25	420	740	1720	UC271M350P250A
	330	22	50	340	600	1900	UC331M350M500A
	330	25	40	340	600	1850	UC331M350N400A
	330	30	30	340	600	1750	UC331M350O300A
	330	35	25	340	600	1780	UC331M350P250A
	390	25	45	290	510	2100	UC391M350N450A
	390	30	35	290	510	2150	UC391M350O350A
	390	35	30	290	510	2200	UC391M350P300A
	470	30	40	240	420	2520	UC471M350O400A
	470	35	30	240	420	2360	UC471M350P300A
	560	30	45	210	360	2630	UC561M350O450A
	560	35	35	210	360	2630	UC561M350P350A
	680	35	40	170	290	2800	UC681M350P400A
	820	35	45	140	240	3360	UC821M350P450A
	1000	35	60	110	200	4600	UC102M350P600A
	1000	40	50	110	200	4480	UC102M350Q500A
	1200	35	60	97	170	4650	UC122M350P600A
	1200	40	50	97	170	4650	UC122M350Q500A
	1500	35	80	74	130	6100	UC152M350P800A
	1500	40	70	74	130	6100	UC152M350Q700A
1500	45	60	74	130	6150	UC152M350V600A	
1800	40	80	63	110	7000	UC182M350Q800A	
1800	45	70	63	110	7000	UC182M350V700A	
2200	45	80	52	90	8070	UC222M350V800A	
2700	45	100	42	74	9480	UC272M350VA00A	
400	68	22	20	1670	2930	670	UC680M400M200A
	82	22	25	1390	2430	810	UC820M400M250A
	100	22	25	1140	1990	820	UC101M400M250A
	100	25	20	1140	1990	800	UC101M400N200A
	120	22	25	950	1660	1010	UC121M400M250A
	120	25	20	950	1660	1010	UC121M400N200A
	150	22	25	760	1330	1400	UC151M400M250A
	150	22	30	760	1330	1480	UC151M400M300A
	150	25	25	760	1330	1480	UC151M400N250A
	180	22	30	630	1110	1580	UC181M400M300A
	180	22	35	630	1110	1650	UC181M400M350A
	180	25	30	630	1110	1630	UC181M400N300A

see description at end of standard ratings

STANDARD RATINGS

V_R (V)	C_R (μ F)	ϕ D (mm)	L (mm)	Typ. ESR +20°C • 120Hz (m Ω)	Max. ESR +20°C • 120Hz (m Ω)	I_R - Max. Ripple Current +85°C • 120Hz (mA rms)	CapXon Part Number
400	180	30	25	630	1110	1650	UC181M400O250A
	220	22	30	510	900	1740	UC221M400M300A
	220	22	35	510	900	1820	UC221M400M350A
	220	25	25	510	900	1780	UC221M400N250A
	220	25	30	510	900	1800	UC221M400N300A
	220	30	25	510	900	1800	UC221M400O250A
	270	22	35	420	740	1990	UC271M400M350A
	270	22	40	420	740	2060	UC271M400M400A
	270	25	30	420	740	2060	UC271M400N300A
	270	25	35	420	740	2160	UC271M400N350A
	270	30	25	420	740	2060	UC271M400O250A
	270	30	30	420	740	2100	UC271M400O300A
	330	22	45	340	600	2320	UC331M400M450A
	330	22	50	340	600	2400	UC331M400M500A
	330	25	35	340	600	2230	UC331M400N350A
	330	25	40	340	600	2320	UC331M400N400A
	330	30	30	340	600	2230	UC331M400O300A
	330	30	35	340	600	2270	UC331M400O350A
	330	30	40	340	600	2320	UC331M400O400A
	330	35	25	340	600	2230	UC331M400P250A
	330	35	35	340	600	2320	UC331M400P350A
	390	22	50	290	510	2640	UC391M400M500A
	390	25	40	290	510	2500	UC391M400N400A
	390	30	30	290	510	2300	UC391M400O300A
	390	30	35	290	510	2410	UC391M400O350A
	390	30	40	290	510	2640	UC391M400O400A
	390	35	25	290	510	2300	UC391M400P250A
	390	35	30	290	510	2410	UC391M400P300A
	390	35	35	290	510	2640	UC391M400P350A
	470	25	45	240	420	2810	UC471M400N450A
	470	25	55	240	420	2950	UC471M400N550A
	470	30	35	240	420	2610	UC471M400O350A
	470	30	40	240	420	2700	UC471M400O400A
	470	30	50	240	420	2860	UC471M400O500A
	470	35	30	240	420	2610	UC471M400P300A
	470	35	40	240	420	2810	UC471M400P400A
	470	35	45	240	420	2860	UC471M400P450A
	560	25	55	210	360	3240	UC561M400N550A
	560	30	40	210	360	3100	UC561M400O400A
	560	30	45	210	360	3210	UC561M400O450A
560	30	55	210	360	3360	UC561M400O550A	
560	35	35	210	360	3100	UC561M400P350A	
560	35	45	210	360	3360	UC561M400P450A	
680	30	50	170	290	3400	UC681M400O500A	

see description at end of standard ratings

STANDARD RATINGS

V_R (V)	C_R (μ F)	ϕ D (mm)	L (mm)	Typ. ESR +20°C • 120Hz (m Ω)	Max. ESR +20°C • 120Hz (m Ω)	I_R - Max. Ripple Current +85°C • 120Hz (mA rms)	CapXon Part Number
400	680	30	55	170	290	3550	UC681M400O550A
	680	35	40	170	290	3400	UC681M400P400A
	680	35	50	170	290	3550	UC681M400P500A
	820	30	55	140	240	3740	UC821M400O550A
	820	30	60	140	240	3850	UC821M400O600A
	820	35	45	140	240	3450	UC821M400P450A
	820	35	50	140	240	3740	UC821M400P500A
	820	35	55	140	240	3850	UC821M400P550A
	1000	35	55	110	200	4600	UC102M400P550A
	1000	35	70	110	200	4760	UC102M400P700A
	1000	40	45	110	200	4480	UC102M400Q450A
	1000	40	60	110	200	4760	UC102M400Q600A
	1000	45	40	110	200	4480	UC102M400V400A
	1200	35	55	97	170	4600	UC122M400P550A
	1200	35	60	97	170	4770	UC122M400P600A
	1200	35	65	97	170	4900	UC122M400P650A
	1200	40	60	97	170	4950	UC122M400Q600A
	1200	45	50	97	170	5200	UC122M400V500A
	1500	35	80	74	130	6200	UC152M400P800A
	1500	40	70	74	130	6200	UC152M400Q700A
	1500	45	60	74	130	6200	UC152M400V600A
	1800	40	80	63	110	7100	UC182M400Q800A
1800	45	70	63	110	7100	UC182M400V700A	
2200	45	85	52	90	8250	UC222M400V850A	
450	68	22	20	2230	3900	680	UC680M450M200A
	82	22	25	1850	3230	820	UC820M450M250A
	100	22	25	1510	2650	840	UC101M450M250A
	120	22	25	1260	2210	1300	UC121M450M250A
	120	22	30	1260	2210	1360	UC121M450M300A
	120	25	25	1260	2210	1400	UC121M450N250A
	150	22	30	1010	1770	1530	UC151M450M300A
	150	22	35	1010	1770	1590	UC151M450M350A
	150	25	30	1010	1770	1590	UC151M450N300A
	150	30	25	1010	1770	1550	UC151M450O250A
	180	22	35	840	1470	1650	UC181M450M350A
	180	22	40	840	1470	1710	UC181M450M400A
	180	25	35	840	1470	1710	UC181M450N350A
	180	30	25	840	1470	1690	UC181M450O250A
	220	22	35	690	1210	1790	UC221M450M350A
	220	22	40	690	1210	1880	UC221M450M400A
	220	25	30	690	1210	1850	UC221M450N300A
	220	30	30	690	1210	1900	UC221M450O300A
270	22	40	560	980	2150	UC271M450M400A	
270	22	45	560	980	2220	UC271M450M450A	

see description at end of standard ratings

STANDARD RATINGS

V_R (V)	C_R (μ F)	ϕ D (mm)	L (mm)	Typ. ESR +20°C • 120Hz (m Ω)	Max. ESR +20°C • 120Hz (m Ω)	I_R = Max. Ripple Current +85°C • 120Hz (mA rms)	CapXon Part Number
450	270	25	35	560	980	2120	UC271M450N350A
	270	30	30	560	980	2120	UC271M450O300A
	330	22	50	460	800	2410	UC331M450M500A
	330	22	55	460	800	2460	UC331M450M550A
	330	25	40	460	800	2410	UC331M450N400A
	330	25	45	460	800	2440	UC331M450N450A
	330	30	30	460	800	2220	UC331M450O300A
	330	30	35	460	800	2410	UC331M450O350A
	330	35	25	460	800	2110	UC331M450P250A
	390	25	50	390	680	2650	UC391M450N500A
	390	30	35	390	680	2510	UC391M450O350A
	390	30	40	390	680	2650	UC391M450O400A
	390	35	30	390	680	2390	UC391M450P300A
	470	25	55	320	560	3090	UC471M450N550A
	470	30	40	320	560	2820	UC471M450O400A
	470	30	45	320	560	3090	UC471M450O450A
	470	35	35	320	560	2820	UC471M450P350A
	470	35	40	320	560	3090	UC471M450P400A
	470	35	45	320	560	3200	UC471M450P450A
	560	25	60	270	470	3400	UC561M450N600A
	560	30	50	270	470	3170	UC561M450O500A
	560	30	55	270	470	3230	UC561M450O550A
	560	35	35	270	470	2820	UC561M450P350A
	560	35	40	270	470	3170	UC561M450P400A
	680	30	55	220	390	3500	UC681M450O550A
	680	35	45	220	390	3400	UC681M450P450A
	680	35	50	220	390	3500	UC681M450P500A
	680	40	40	220	390	3400	UC681M450Q400A
	820	35	50	180	320	3600	UC821M450P500A
	820	35	55	180	320	3860	UC821M450P550A
	820	40	50	180	320	4100	UC821M450Q500A
	820	45	45	180	320	4100	UC821M450V450A
	1000	35	55	150	270	4600	UC102M450P550A
	1000	35	60	150	270	4710	UC102M450P600A
1000	40	55	150	270	4710	UC102M450Q550A	
1000	45	50	150	270	4710	UC102M450V500A	
1200	35	80	130	220	5520	UC122M450P800A	
1200	40	65	130	220	5430	UC122M450Q650A	
1200	45	55	130	220	5200	UC122M450V550A	
1500	45	70	100	180	6280	UC152M450V700A	
1800	45	80	86	150	7100	UC182M450V800A	
2200	45	90	69	120	8500	UC222M450V900A	
500	56	22	25	2710	4740	600	UC560M500M250A
	68	22	25	2230	3900	640	UC680M500M250A

see description at end of standard ratings

STANDARD RATINGS

V_R (V)	C_R (μ F)	ϕ D (mm)	L (mm)	Typ. ESR +20°C - 120Hz (m Ω)	Max. ESR +20°C - 120Hz (m Ω)	I_R - Max. Ripple Current +85°C - 120Hz (mA rms)	CapXon Part Number
500	68	25	20	2230	3900	630	UC680M500N200A
	82	22	30	1850	3230	760	UC820M500M300A
	82	25	25	1850	3230	760	UC820M500N250A
	100	22	35	1510	2650	870	UC101M500M350A
	100	25	30	1510	2650	870	UC101M500N300A
	100	30	20	1510	2650	850	UC101M500O200A
	120	22	40	1260	2210	1050	UC121M500M400A
	120	25	30	1260	2210	1050	UC121M500N300A
	120	30	25	1260	2210	1050	UC121M500O250A
	150	22	45	1010	1770	1200	UC151M500M450A
	150	25	35	1010	1770	1200	UC151M500N350A
	150	30	30	1010	1770	1200	UC151M500O300A
	150	35	25	1010	1770	1200	UC151M500P250A
	180	22	50	840	1470	1350	UC181M500M500A
	180	25	40	840	1470	1310	UC181M500N400A
	180	30	30	840	1470	1300	UC181M500O300A
	180	35	25	840	1470	1230	UC181M500P250A
	220	30	35	690	1210	1520	UC221M500O350A
	220	35	30	690	1210	1550	UC221M500P300A
	270	30	40	560	980	1780	UC271M500O400A
	270	35	35	560	980	1830	UC271M500P350A
	330	30	50	460	800	2160	UC331M500O500A
	330	35	35	460	800	2040	UC331M500P350A
	390	35	45	390	680	2450	UC391M500P450A
	390	35	50	390	680	2580	UC391M500P500A
	470	35	50	320	560	2800	UC471M500P500A
	470	35	55	320	560	2920	UC471M500P550A
	560	35	60	270	470	3370	UC561M500P600A
	560	40	50	270	470	3320	UC561M500Q500A
	680	35	70	220	390	3920	UC681M500P700A
680	40	55	220	390	3830	UC681M500Q550A	
680	40	60	220	390	3920	UC681M500Q600A	
820	35	80	180	320	4570	UC821M500P800A	
820	40	60	180	320	4350	UC821M500Q600A	
1000	40	80	150	270	5450	UC102M500Q800A	
1500	40	100	100	180	6580	UC152M500QA00A	
575	180	30	45	840	1470	1160	UC181M575O450A
	220	30	50	690	1210	1310	UC221M575O500A
	270	30	60	560	980	1650	UC271M575O600A
	270	35	45	560	980	1650	UC271M575P450A
	330	30	70	460	800	1760	UC331M575O700A
	330	35	50	460	800	1760	UC331M575P500A
	330	40	45	460	800	1760	UC331M575Q450A
	390	30	85	390	680	2000	UC391M575O850A
390	35	60	390	680	2000	UC391M575P600A	

see description at end of standard ratings

STANDARD RATINGS

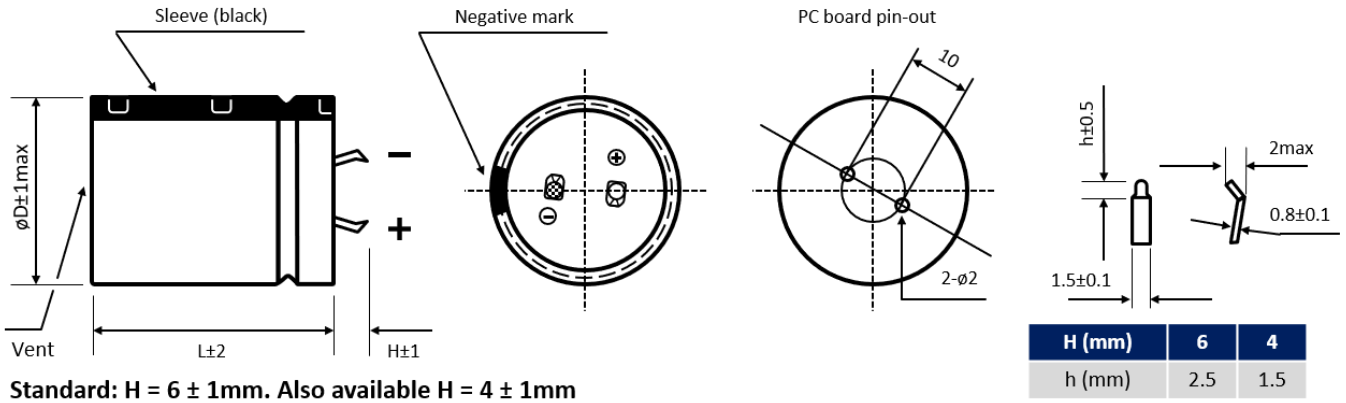
V_R (V)	C_R (μ F)	ϕ D (mm)	L (mm)	Typ. ESR +20°C • 120Hz (m Ω)	Max. ESR +20°C • 120Hz (m Ω)	I_R • Max. Ripple Current +85°C • 120Hz (mA rms)	CapXon Part Number
575	390	40	55	390	680	2000	UC391M575Q550A □□
	470	35	70	320	560	2250	UC471M575P700A □□
	470	40	60	320	560	2250	UC471M575Q600A □□
	470	45	50	320	560	2250	UC471M575V500A □□
	560	35	80	270	470	2500	UC561M575P800A □□
	560	40	70	270	470	2500	UC561M575Q700A □□
	560	45	55	270	470	2500	UC561M575V550A □□
	680	35	95	220	390	2850	UC681M575P950A □□
	680	40	80	220	390	2850	UC681M575Q800A □□
	680	45	65	220	390	2850	UC681M575V650A □□
	820	40	100	180	320	3200	UC821M575QA00A □□
	820	45	75	180	320	3200	UC821M575V750A □□
	1000	45	90	150	270	3360	UC102M575V900A □□
1200	45	105	130	220	3560	UC122M575VA05A □□	
600	150	30	45	1010	1770	1100	UC151M600O450A □□
	180	30	50	840	1470	1110	UC181M600O500A □□
	220	30	60	690	1210	1240	UC221M600O600A □□
	270	30	70	560	980	1350	UC271M600O700A □□
	330	30	80	460	800	1360	UC331M600O800A □□
	330	40	50	460	800	1360	UC331M600Q500A □□
	390	40	60	390	680	1600	UC391M600Q600A □□
	470	40	70	320	560	1750	UC471M600Q700A □□
	470	45	55	320	560	1750	UC471M600V550A □□
	560	40	80	270	470	1900	UC561M600Q800A □□
	560	45	60	270	470	1900	UC561M600V600A □□
	680	40	90	220	390	2000	UC681M600Q900A □□
	680	45	70	220	390	2000	UC681M600V700A □□
	820	45	85	180	320	2500	UC821M600V850A □□
	1000	45	100	150	270	2900	UC102M600VA00A □□
630	150	30	45	1010	1770	1000	UC151M630O450A □□
	180	30	50	840	1470	1020	UC181M630O500A □□
	220	30	60	690	1210	1110	UC221M630O600A □□
	270	30	70	560	980	1300	UC271M630O700A □□
	330	30	85	460	800	1330	UC331M630O850A □□
	330	40	50	460	800	1330	UC331M630Q500A □□
	470	40	70	320	560	1700	UC471M630Q700A □□
	470	45	55	320	560	1700	UC471M630V550A □□
	560	40	80	270	470	1800	UC561M630Q800A □□
	560	45	65	270	470	1800	UC561M630V650A □□
	680	40	95	220	390	1950	UC681M630Q950A □□
	680	45	75	220	390	1950	UC681M630V750A □□
	820	45	90	180	320	2300	UC821M630V900A □□
	1000	45	105	150	270	2300	UC102M630VA05A □□

□□: Enter **P6** for standard type • 6mm pin length
 □□: Enter **Z6** for 3-pin type • 6mm pin length
 □□: Enter **Y6** for multipin-type • 6mm pin length

□□: Enter **P4** for standard type • 4mm pin length
 □□: Enter **Z4** for 3-pin type • 4mm pin length
 □□: Enter **Y4** for multipin type • 4mm pin length

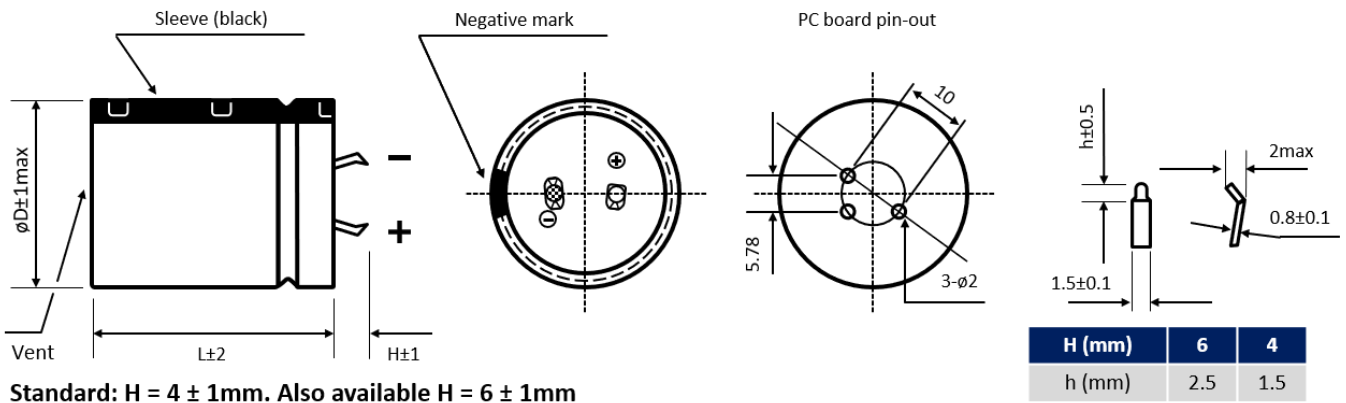
DIMENSIONS ▪ All dimensions in mm

2-pin version ▪ Standard type



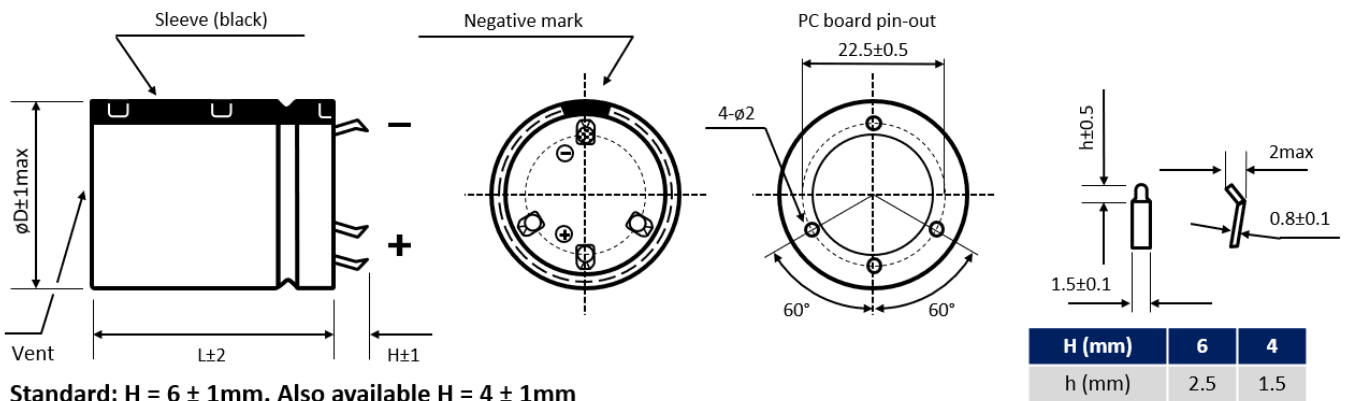
Standard: H = 6 ± 1mm. Also available H = 4 ± 1mm

3-pin version ▪ Polarity protection



Standard: H = 4 ± 1mm. Also available H = 6 ± 1mm

Multipin version ▪ Diameter Ø D ≥ 30 mm



Standard: H = 6 ± 1mm. Also available H = 4 ± 1mm

Further possible terminal styles can be found in our packaging information liquid snap-in.

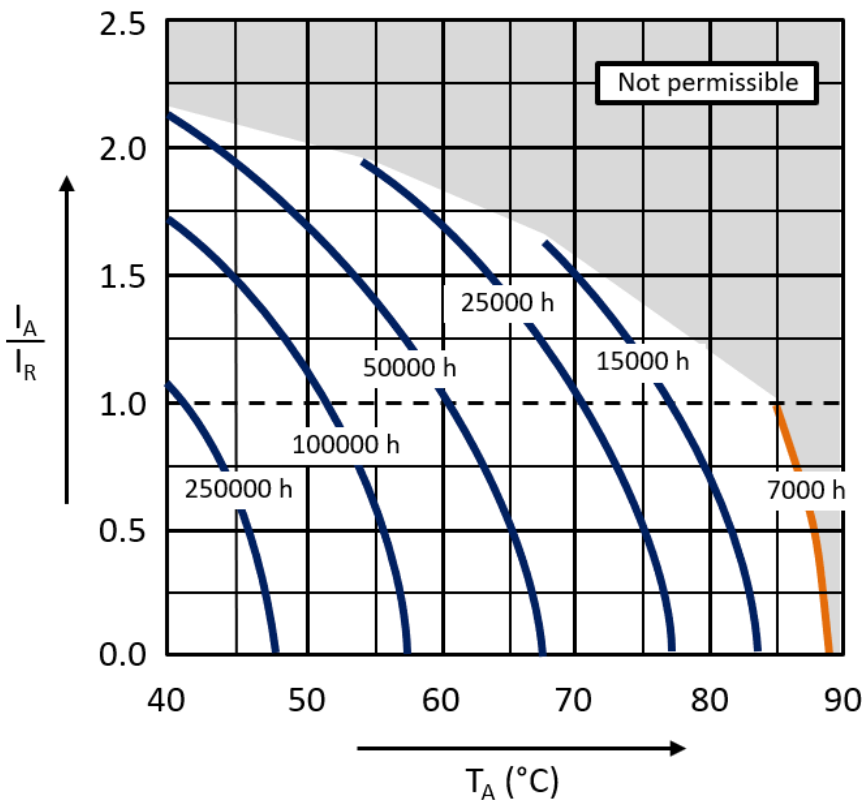
MULTIPLIER K_f for RIPPLE CURRENT vs. FREQUENCY

V_R (V) / Frequency (Hz)	50/60	100/120	300	1k	10k	50k - 100k
$200 \leq V_R \leq 250$	0.81	1	1.17	1.32	1.45	1.5
$350 \leq V_R \leq 630$	0.77	1	1.16	1.3	1.41	1.43

PRECAUTIONS, GUIDELINES AND PACKAGING INFORMATION

Unless otherwise agreed in individual specifications, all products are subject to our “General Precautions and Guidelines” as well as our “Packaging Information”. Please refer to the following links in the table.

General Precautions & Guidelines	Packaging Information	Vibration Test Profiles	3D Models

USEFUL LIFE


With: I_A : Application current
 I_R : Rated ripple current (A RMS)
 T_A : Application temperature of the capacitor



DISCLAIMER

All product related data (e.g. specification, statements and general information) are subject to change without any notice. It is necessary that the customer observes all product related technical / application information and handling instructions.

CapXon products are designed and manufactured according to severe quality and safety standards. Under no circumstance, CapXon warrants that any CapXon product is suitable for the purposes intended for your application, even CapXon knows the application. It is customer's duty and obligation to check and make sure that CapXon products are suitable for the purposes intended and select the correct and proper CapXon product. Customers are requested to perform a sufficient validation and reliability evaluation to assure needed safety level and reliability performance by suitable designs and to apply proper safeguards (e.g. redundancies, protective circuits).

Particular operating conditions (ambient temperature, ripple current, voltage, thermal resistance, etc.) as well as storage, production or assembly may affect the performance and the lifetime of the capacitor. Please consult CapXon for lifetime estimation, failure mode considerations or worst-case scenarios according to the product technology, product tolerances / deviations or change of the characteristics of the capacitor due to shipment, storage, handling, production and usage.

For aerospace or military application, life-saving, life-sustaining, safety critical applications or any application where failure may cause severe personal injury or death, please consult us before design-in the capacitor in your application.

Except for the written expressed warranties, CapXon does not impliedly, by assumption or whatever else, warrant, undertake, promise any other warranty or guaranty for any CapXon product.

For further information, please visit our website www.capxongroup.com or contact CapXon directly.