

SG SERIES ■ 7/9 MM HEIGHT, AUTOMOTIVE 105°C TYPE

KEY FEATURES



- ALUMINUM ELECTROLYTIC CAPACITOR ■ THT type
- Endurance: 105°C ■ 4 000 hours
- Miniaturized for space critical applications
- Low height ■ 7mm and 9mm
- AEC-Q200 version available



SPECIFICATIONS

Items		Performance Characteristics						
Operating Temperature Range		-40 ~ +105°C						
Rated Voltage Range	V _R	6.3 ~ 50V DC						
Surge Voltage	V _S	V _S = 1.15·V _R						
Capacitance Range	C _R	0.1 ~ 470μF						
Cap. Tolerance	ΔC	±20% (120Hz ■ 20°C)						
Leakage Current (20°C ■ V _R applied)	I _{LEAK}	≤ 0.01CV or 3μA, whichever is greater After 2 minutes						
Dissipation Factor % (20°C ■ 120Hz)	tanδ	V _R (V DC)	6.3	10	16	25	35	50
		tanδ (%)	24	20	17	15	13	12
Low Temperature Characteristics at 120Hz	Z ratio max.	V _R (V DC)	6.3	10	16	25	35	50
		Z-25°C/Z+20°C	4	3	2	2	2	2
		Z-40°C/Z+20°C	8	6	4	3	3	3

Lifetime Test			
Endurance 105°C (V _R applied)	Test	4 000 hours	
	ΔC/C _R	≤ ±30% of initial measured value	
	tanδ	≤ 300% of initial specified value	
	I _{Leak}	≤ the initial specified value	
Shelf Life 105°C (V _R = 0)	Test	1 000 hours	
	ΔC/C _R	≤ ±30% of initial measured value	
	tanδ	≤ 300% of initial specified value	
	I _{Leak}	≤ the initial specified value	
		Before measurement: Restore capacitor to 20°C, apply V _R for 30 min according JIS-C-5101-4	

MULTIPLIER K_f for RIPPLE CURRENT vs. FREQUENCY

C _R (μF) / Frequency (Hz)	50/60	100/120	1k	50k ~ 100k
0.1 < C _R ≤ 470	0.65	1	1.35	1.5

STANDARD RATINGS

Part number shows bulk version with straight leads

V_R (V)	C_R (μF)	ϕD (mm)	L (mm)	I_R • Max. Ripple Current +105°C • 120Hz (mA rms)	CapXon Part Number
6.3	22	4	7	35	SG220M6R3B070A <input type="checkbox"/>
	33	5	7	43	SG330M6R3C070A <input type="checkbox"/>
	47	5	7	50	SG470M6R3C070A <input type="checkbox"/>
	100	6.3	7	76	SG101M6R3E070A <input type="checkbox"/>
	220	8	7	131	SG221M6R3F070A <input type="checkbox"/>
	330	8	9	145	SG331M6R3F090A <input type="checkbox"/>
	470	8	9	145	SG471M6R3F090A <input type="checkbox"/>
10	22	5	7	42	SG220M010C070A <input type="checkbox"/>
	33	5	7	50	SG330M010C070A <input type="checkbox"/>
	47	6.3	7	60	SG470M010E070A <input type="checkbox"/>
	100	8	7	96	SG101M010F070A <input type="checkbox"/>
	220	8	9	145	SG221M010F090A <input type="checkbox"/>
	330	8	9	145	SG331M010F090A <input type="checkbox"/>
	470	8	9	145	SG471M010F090A <input type="checkbox"/>
	470	10	9	165	SG471M010G090A <input type="checkbox"/>
16	10	4	7	29	SG100M016B070A <input type="checkbox"/>
	10	5	7	29	SG100M016C070A <input type="checkbox"/>
	22	5	7	46	SG220M016C070A <input type="checkbox"/>
	33	6.3	7	58	SG330M016E070A <input type="checkbox"/>
	47	6.3	7	70	SG470M016E070A <input type="checkbox"/>
	100	6.3	7	95	SG101M016E070A <input type="checkbox"/>
	100	8	7	110	SG101M016F070A <input type="checkbox"/>
	220	8	9	145	SG221M016F090A <input type="checkbox"/>
	330	8	9	145	SG331M016F090A <input type="checkbox"/>
	330	10	9	165	SG331M016G090A <input type="checkbox"/>
	470	10	9	165	SG471M016G090A <input type="checkbox"/>
25	10	5	7	36	SG100M025C070A <input type="checkbox"/>
	22	6.3	7	52	SG220M025E070A <input type="checkbox"/>
	33	6.3	7	65	SG330M025E070A <input type="checkbox"/>
	47	6.3	7	70	SG470M025E070A <input type="checkbox"/>
	47	8	7	80	SG470M025F070A <input type="checkbox"/>
	100	8	7	100	SG101M025F070A <input type="checkbox"/>
	100	8	9	145	SG101M025F090A <input type="checkbox"/>
	150	8	9	145	SG151M025F090A <input type="checkbox"/>
	220	10	9	165	SG221M025G090A <input type="checkbox"/>
35	10	4	7	26	SG100M035B070A <input type="checkbox"/>
	22	6.3	7	60	SG220M035E070A <input type="checkbox"/>
	33	8	7	75	SG330M035F070A <input type="checkbox"/>
	47	8	9	89	SG470M035F090A <input type="checkbox"/>
	100	10	9	165	SG101M035G090A <input type="checkbox"/>

: Enter **blank** for Standard version

: Enter **X** for AEC-Q200 version

See "PACKAGING INFORMATION" to taped or formed products.

STANDARD RATINGS

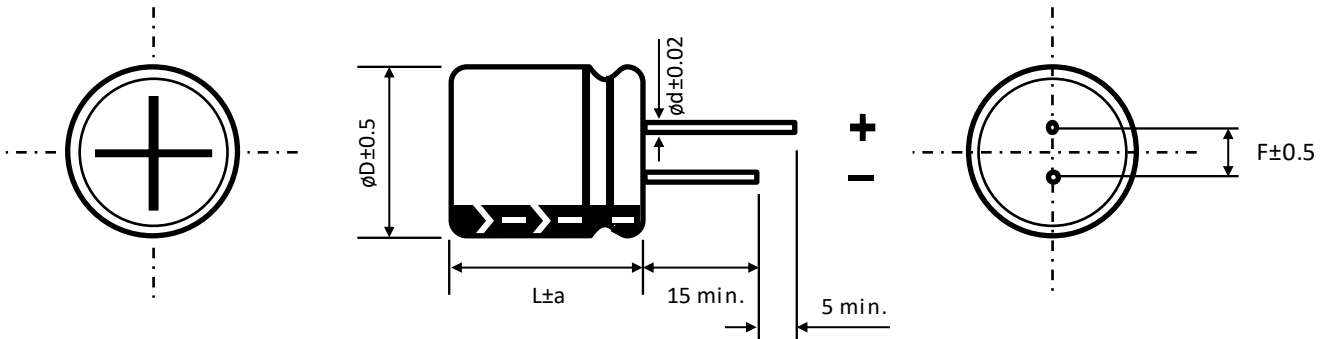
Part number shows bulk version with straight leads

V_R (V)	C_R (μF)	ϕD (mm)	L (mm)	I_R - Max. Ripple Current +105°C - 120Hz (mA rms)	CapXon Part Number
50	0.1	4	7	1.5	SG0R1M050B070A □
	0.22	4	7	2.5	SGR22M050B070A □
	0.33	4	7	3.5	SGR33M050B070A □
	0.47	4	7	5	SGR47M050B070A □
	1	4	7	12	SG010M050B070A □
	2.2	4	7	21	SG2R2M050B070A □
	3.3	4	7	26	SG3R3M050B070A □
	4.7	5	7	31	SG4R7M050C070A □
	10	6.3	7	46	SG100M050E070A □
	22	8	7	67	SG220M050F070A □
	33	8	9	89	SG330M050F090A □
	47	8	9	89	SG470M050F090A □
100	10	9	165	SG101M050G090A □	

 □: Enter **blank** for Standard version

 □: Enter **X** for AEC-Q200 version




See "PACKAGING INFORMATION" to taped or formed products.

DIMENSIONS ▪ All dimensions in mm


ϕD	4	5	6.3	8	10
F	1.5	2	2.5	3.5	5
ϕd	0.45	0.45	0.5	0.5	0.6
a	1	1	1	L = 7	L = 9
				1	1.5

PRECAUTIONS, GUIDELINES AND PACKAGING INFORMATION

Unless otherwise agreed in individual specifications, all products are subject to our “General Precautions and Guidelines” as well as our “Packaging Information”. Please refer to the following links in the table.

		
<p>General Precautions & Guidelines</p>	<p>Packaging Information</p>	<p>3D Models</p>

DISCLAIMER

All product related data (e.g. specification, statements and general information) are subject to change without any notice. It is necessary that the customer observes all product related technical / application information and handling instructions.

CapXon products are designed and manufactured according to severe quality and safety standards. Under no circumstance, CapXon warrants that any CapXon product is suitable for the purposes intended for your application, even CapXon knows the application. It is customer's duty and obligation to check and make sure that CapXon products are suitable for the purposes intended and select the correct and proper CapXon product. Customers are requested to perform a sufficient validation and reliability evaluation to assure needed safety level and reliability performance by suitable designs and to apply proper safeguards (e.g. redundancies, protective circuits).

Particular operating conditions (ambient temperature, ripple current, voltage, thermal resistance, etc.) as well as storage, production or assembly may affect the performance and the lifetime of the capacitor. Please consult CapXon for lifetime estimation, failure mode considerations or worst-case scenarios according to the product technology, product tolerances / deviations or change of the characteristics of the capacitor due to shipment, storage, handling, production and usage.

For aerospace or military application, life-saving, life-sustaining, safety critical applications or any application where failure may cause severe personal injury or death, please consult us before design-in the capacitor in your application.

Except for the written expressed warranties, CapXon does not impliedly, by assumption or whatever else, warrant, undertake, promise any other warranty or guaranty for any CapXon product.

For further information, please visit our website www.capxongroup.com or contact CapXon directly.