

RP SERIES ■ LONG LIFE 85°C TYPE

KEY FEATURES



- ALUMINUM ELECTROLYTIC CAPACITOR • Screw terminal type
- Useful life: 85°C ■ 10000 hours
- Wide capacitance range
- All-welded construction ensures highest reliability
- Bottom cooling possible due to the thermal construction



SPECIFICATIONS

Items		Performance Characteristics			
Operating Temperature Range		-40 ~ +85°C		-25 ~ +85°C	
Rated Voltage Range	V _R	160 ~ 450V DC		500 ~ 630V DC	
Surge Voltage	V _S	(V _R ≤ 315V): V _S = 1.15·V _R		(V _R > 315V): V _S = 1.10·V _R	
Capacitance Range	C _R	270 ~ 68000µF		100 ~ 10000µF	
Cap. Tolerance	ΔC	±20% (120Hz ■ 20°C)			
Leakage Current (20°C • V _R applied)	I _{LEAK}	≤ 0.018·(C _R ·V _R) ^{0.85} + 4 (µA) or 5mA (whichever is smaller) ■ After 5 minutes [I _{LEAK} (µA) ; C _R (µF) ; V _R (V)]			
Dissipation Factor % (20°C • 120Hz)	tanδ	V _R (V DC)	160 ~ 450	≥ 500 ~ 550	≥ 600
		tanδ	15	20	25
Low Temperature Characteristics at 120Hz	Z ratio max.	V _R (V DC)	160 ~ 450	≥ 500	
		Z-25°C/Z+20°C	4	4	
		Z-40°C/Z+20°C	10	-	
Lifetime Test					
Useful Life 85°C (V _R & I _R applied)	Test	10 000 hours			
	ΔC/C _R	≤ ±15% of initial measured value			
	tanδ	≤ 175% of initial specified value			
	I _{Leak}	≤ the initial specified value			
	Deviation Rate @ Useful Life: 10 000 FIT = 1%/1000h with 60% confidence level ■ parts show higher drift as test criteria				
Endurance 85°C (V _R & I _R applied)	Test	2 000 hours			
	ΔC/C _R	≤ ±10% of initial measured value			
	tanδ	≤ 130% of initial specified value			
	I _{Leak}	≤ the initial specified value			
Shelf Life 85°C (V _R = 0)	Test	1 000 hours			
	ΔC/C _R	≤ ±10% of initial measured value			
	tanδ	≤ 130% of initial specified value			
	I _{Leak}	≤ the initial specified value			
	Before measurement: Restore capacitor to 20°C, apply V _R for 30 min according JIS-C-5101-4				
Vibration Resistance Test		Max. 10g force, f _{RANGE} 10Hz ... 55Hz, amplitude 0.75mm; X/Y/Z-axis each 2h; capacitor rigidly clamped by body to surface ■ IEC 60068-2-6			

STANDARD RATINGS

□□□ see terminal code at dimensions table

V _R (V)	C _R (μF)	∅ D (mm)	L (mm)	Typ. ESR +20°C • 120Hz (mΩ)	Max. ESR +20°C • 120Hz (mΩ)	I _R - Max. Ripple Current +85°C • 120Hz (mA rms)	CapXon Part Number
160	1000	35	60	110	200	2800	RP102M160P600□□□
	1500	35	60	74	130	3100	RP152M160P600□□□
	2200	35	80	52	90	4200	RP222M160P800□□□
	2200	35	100	52	90	4700	RP222M160PA00□□□
	3300	35	100	34	60	5300	RP332M160PA00□□□
	3300	35	120	34	60	5800	RP332M160PA20□□□
	3900	51	75	29	51	5500	RP392M160R750□□□
	3900	51	80	29	51	5650	RP392M160R800□□□
	4700	51	75	24	42	5900	RP472M160R750□□□
	4700	51	80	24	42	6100	RP472M160R800□□□
	5600	51	96	20	36	7200	RP562M160R960□□□
	6800	51	96	17	29	8000	RP682M160R960□□□
	6800	51	100	17	29	8100	RP682M160RA00□□□
	6800	51	120	17	29	8800	RP682M160RA20□□□
	8200	51	115	14	24	9300	RP822M160RA15□□□
	8200	51	120	14	24	9500	RP822M160RA20□□□
	10000	51	140	11	20	10900	RP103M160RA40□□□
	10000	63.5	96	11	20	10500	RP103M160S960□□□
	10000	63.5	100	11	20	10700	RP103M160SA00□□□
	12000	63.5	96	10	17	11500	RP123M160S960□□□
	15000	63.5	120	8	13	14000	RP153M160SA20□□□
	15000	63.5	130	8	13	14500	RP153M160SA30□□□
	15000	76.2	100	8	13	14600	RP153M160TA00□□□
	18000	63.5	130	6	11	15700	RP183M160SA30□□□
	22000	76.2	120	5	9	17600	RP223M160TA20□□□
	22000	76.2	130	5	9	18300	RP223M160TA30□□□
	27000	76.2	130	4	7	20300	RP273M160TA30□□□
	33000	76.2	160	3	6	22000	RP333M160TA60□□□
	33000	89	130	3	6	23800	RP333M160XA30□□□
	33000	89	140	3	6	24600	RP333M160XA40□□□
39000	89	157	3	6	28000	RP393M160XA57□□□	
47000	89	170	3	6	28200	RP473M160XA70□□□	
68000	89	230	3	5	28500	RP683M160XB30□□□	
200	1000	35	60	110	200	3000	RP102M200P600□□□
	1500	35	80	74	130	3500	RP152M200P800□□□
	2200	35	100	52	90	4800	RP222M200PA00□□□
	2700	35	120	42	74	5500	RP272M200PA20□□□
	3300	35	120	34	60	5900	RP332M200PA20□□□
	3300	51	75	34	60	6000	RP332M200R750□□□
	3900	51	75	29	51	6200	RP392M200R750□□□
	4700	51	96	24	42	6400	RP472M200R960□□□
	4700	51	100	24	42	6500	RP472M200RA00□□□
	5600	51	115	20	36	7600	RP562M200RA15□□□
	6800	51	120	17	29	8700	RP682M200RA20□□□

STANDARD RATINGS

□□□ see terminal code at dimensions table

V_R (V)	C_R (μ F)	ϕ D (mm)	L (mm)	Typ. ESR +20°C • 120Hz (m Ω)	Max. ESR +20°C • 120Hz (m Ω)	I_R - Max. Ripple Current +85°C • 120Hz (mA rms)	CapXon Part Number
200	6800	51	130	17	29	9000	RP682M200RA30□□□
	8200	63.5	96	14	24	9500	RP822M200S960□□□
	8200	63.5	100	14	24	9700	RP822M200SA00□□□
	10000	63.5	96	11	20	10400	RP103M200S960□□□
	10000	63.5	120	11	20	11500	RP103M200SA20□□□
	12000	76.2	96	10	17	12100	RP123M200T960□□□
	15000	76.2	96	8	13	14600	RP153M200T960□□□
	15000	76.2	120	8	13	16000	RP153M200TA20□□□
	18000	76.2	130	6	11	16600	RP183M200TA30□□□
	22000	76.2	155	5	9	19800	RP223M200TA55□□□
	22000	89	120	5	9	19300	RP223M200XA20□□□
	27000	89	130	4	7	21500	RP273M200XA30□□□
	33000	89	157	3	6	25600	RP333M200XA57□□□
	47000	89	220	3	5	28300	RP473M200XB20□□□
250	680	35	60	170	290	2500	RP681M250P600□□□
	1000	35	80	110	200	3100	RP102M250P800□□□
	1500	35	80	74	130	3800	RP152M250P800□□□
	1800	35	100	63	110	3900	RP182M250PA00□□□
	2200	35	120	52	90	4900	RP222M250PA20□□□
	2200	51	75	52	90	4800	RP222M250R750□□□
	2700	51	75	42	74	4900	RP272M250R750□□□
	3300	51	96	34	60	6100	RP332M250R960□□□
	3300	51	100	34	60	6200	RP332M250RA00□□□
	3900	51	115	29	51	6500	RP392M250RA15□□□
	4700	51	120	24	42	8400	RP472M250RA20□□□
	4700	51	140	24	42	9100	RP472M250RA40□□□
	4700	63.5	96	24	42	8650	RP472M250S960□□□
	5600	63.5	96	20	36	9300	RP562M250S960□□□
	6800	51	140	17	29	9900	RP682M250RA40□□□
	6800	63.5	115	17	29	10200	RP682M250SA15□□□
	6800	76.2	100	17	29	10600	RP682M250TA00□□□
	8200	63.5	115	14	24	10900	RP822M250SA15□□□
	10000	63.5	130	11	20	11700	RP103M250SA30□□□
	10000	76.2	120	11	20	12500	RP103M250TA20□□□
	10000	76.2	140	11	20	13300	RP103M250TA40□□□
	12000	76.2	115	10	17	12800	RP123M250TA15□□□
	15000	76.2	130	8	13	15200	RP153M250TA30□□□
	15000	76.2	150	8	13	16200	RP153M250TA50□□□
	15000	89	120	8	13	16000	RP153M250XA20□□□
	18000	76.2	155	6	11	17800	RP183M250TA55□□□
	22000	89	157	5	9	21000	RP223M250XA57□□□
	33000	89	220	3	6	25700	RP333M250XB20□□□
47000	100	240	3	5	28400	RP473M250DB40□□□	

STANDARD RATINGS

□□□ see terminal code at dimensions table

V_R (V)	C_R (μ F)	ϕ D (mm)	L (mm)	Typ. ESR +20°C • 120Hz (m Ω)	Max. ESR +20°C • 120Hz (m Ω)	I_R - Max. Ripple Current +85°C • 120Hz (mA rms)	CapXon Part Number
350	390	35	50	290	510	1900	RP391M350P500□□□
	470	35	60	240	420	2100	RP471M350P600□□□
	470	35	65	240	420	2200	RP471M350P650□□□
	560	35	70	210	360	2300	RP561M350P700□□□
	680	35	80	170	290	2800	RP681M350P800□□□
	820	35	90	140	240	3000	RP821M350P900□□□
	1000	35	100	110	200	3600	RP102M350PA00□□□
	1000	51	65	110	200	3700	RP102M350R650□□□
	1200	35	120	97	170	3900	RP122M350PA20□□□
	1200	51	75	97	170	3900	RP122M350R750□□□
	1500	51	60	74	130	4400	RP152M350R600□□□
	1500	51	65	74	130	4500	RP152M350R650□□□
	1500	51	75	74	130	4800	RP152M350R750□□□
	1800	51	70	63	110	5800	RP182M350R700□□□
	1800	51	75	63	110	6000	RP182M350R750□□□
	1800	51	80	63	110	6100	RP182M350R800□□□
	1800	51	85	63	110	6300	RP182M350R850□□□
	2200	51	80	52	90	6700	RP222M350R800□□□
	2200	51	96	52	90	7300	RP222M350R960□□□
	2200	51	105	52	90	7600	RP222M350RA05□□□
	2200	51	120	52	90	8000	RP222M350RA20□□□
	2700	51	90	42	74	7800	RP272M350R900□□□
	2700	51	105	42	74	8400	RP272M350RA05□□□
	2700	51	115	42	74	8700	RP272M350RA15□□□
	2700	63.5	65	42	74	7700	RP272M350S650□□□
	2700	63.5	80	42	74	8400	RP272M350S800□□□
	2700	63.5	96	42	74	9100	RP272M350S960□□□
	3300	51	105	34	60	8500	RP332M350RA05□□□
	3300	51	120	34	60	9100	RP332M350RA20□□□
	3300	51	130	34	60	9400	RP332M350RA30□□□
	3300	63.5	75	34	60	8400	RP332M350S750□□□
	3300	63.5	85	34	60	8800	RP332M350S850□□□
	3300	63.5	96	34	60	9300	RP332M350S960□□□
	3300	63.5	115	34	60	10000	RP332M350SA15□□□
	3900	51	130	29	51	11300	RP392M350RA30□□□
	3900	63.5	80	29	51	10300	RP392M350S800□□□
	3900	63.5	96	29	51	11100	RP392M350S960□□□
	3900	63.5	105	29	51	11600	RP392M350SA05□□□
	3900	63.5	115	29	51	12000	RP392M350SA15□□□
	3900	76.2	100	29	51	12600	RP392M350TA00□□□
4700	51	140	24	42	12900	RP472M350RA40□□□	
4700	63.5	90	24	42	12000	RP472M350S900□□□	
4700	63.5	115	24	42	13300	RP472M350SA15□□□	
4700	63.5	130	24	42	14000	RP472M350SA30□□□	

STANDARD RATINGS

□□□ see terminal code at dimensions table

V_R (V)	C_R (μ F)	ϕD (mm)	L (mm)	Typ. ESR +20°C • 120Hz (m Ω)	Max. ESR +20°C • 120Hz (m Ω)	I_R - Max. Ripple Current +85°C • 120Hz (mA rms)	CapXon Part Number
350	4700	76.2	70	24	42	12000	RP472M350T700□□□
	4700	76.2	96	24	42	13700	RP472M350T960□□□
	4700	76.2	100	24	42	13800	RP472M350TA00□□□
	5600	63.5	100	20	36	13500	RP562M350SA00□□□
	5600	63.5	130	20	36	15200	RP562M350SA30□□□
	5600	76.2	85	20	36	14100	RP562M350T850□□□
	5600	76.2	96	20	36	14800	RP562M350T960□□□
	5600	76.2	115	20	36	16000	RP562M350TA15□□□
	5600	76.2	125	20	36	16500	RP562M350TA25□□□
	5600	89	105	20	36	16800	RP562M350XA05□□□
	6800	63.5	125	17	29	15900	RP682M350SA25□□□
	6800	63.5	143	17	29	16900	RP682M350SA43□□□
	6800	76.2	95	17	29	15700	RP682M350T950□□□
	6800	76.2	115	17	29	17000	RP682M350TA15□□□
	6800	76.2	130	17	29	17900	RP682M350TA30□□□
	6800	76.2	140	17	29	18500	RP682M350TA40□□□
	6800	89	100	17	29	17500	RP682M350XA00□□□
	8200	63.5	145	14	24	18600	RP822M350SA45□□□
	8200	76.2	105	14	24	17900	RP822M350TA05□□□
	8200	76.2	130	14	24	19600	RP822M350TA30□□□
	8200	76.2	143	14	24	20400	RP822M350TA43□□□
	8200	76.2	155	14	24	21200	RP822M350TA55□□□
	10000	63.5	165	11	20	21800	RP103M350SA65□□□
	10000	76.2	125	11	20	21300	RP103M350TA25□□□
	10000	76.2	155	11	20	23400	RP103M350TA55□□□
	10000	76.2	170	11	20	24400	RP103M350TA70□□□
	10000	76.2	190	11	20	25600	RP103M350TA90□□□
	10000	89	95	11	20	20800	RP103M350X950□□□
	10000	89	120	11	20	22900	RP103M350XA20□□□
	10000	89	130	11	20	23700	RP103M350XA30□□□
	10000	89	157	11	20	25700	RP103M350XA57□□□
	12000	76.2	150	10	17	23500	RP123M350TA50□□□
	12000	76.2	180	10	17	25500	RP123M350TA80□□□
	12000	76.2	220	10	17	27900	RP123M350TB20□□□
	12000	89	110	10	17	22500	RP123M350XA10□□□
	12000	89	130	10	17	24100	RP123M350XA30□□□
	12000	89	145	10	17	25300	RP123M350XA45□□□
	12000	89	155	10	17	26000	RP123M350XA55□□□
	15000	76.2	190	8	13	29200	RP153M350TA90□□□
	15000	89	140	8	13	27800	RP153M350XA40□□□
15000	89	155	8	13	29100	RP153M350XA55□□□	
15000	89	190	8	13	31800	RP153M350XA90□□□	
15000	89	219	8	13	34000	RP153M350XB19□□□	
18000	76.2	210	6	11	31000	RP183M350TB10□□□	

STANDARD RATINGS

□□□ see terminal code at dimensions table

V _R (V)	C _R (μF)	∅ D (mm)	L (mm)	Typ. ESR +20°C • 120Hz (mΩ)	Max. ESR +20°C • 120Hz (mΩ)	I _R - Max. Ripple Current +85°C • 120Hz (mA rms)	CapXon Part Number
350	18000	89	155	6	11	29500	RP183M350XA55□□□
	18000	89	220	6	11	34500	RP183M350XB20□□□
	22000	89	190	5	9	32100	RP223M350XA90□□□
	22000	89	230	5	9	35400	RP223M350XB30□□□
	39000	100	240	3	5	42000	RP393M350DB40□□□
400	330	35	50	340	600	1800	RP331M400P500□□□
	390	35	60	290	510	2000	RP391M400P600□□□
	390	35	65	290	510	2100	RP391M400P650□□□
	470	35	70	240	420	2200	RP471M400P700□□□
	560	35	80	210	360	2800	RP561M400P800□□□
	680	35	90	170	290	2900	RP681M400P900□□□
	820	35	100	140	240	3500	RP821M400PA00□□□
	1000	35	120	110	200	4000	RP102M400PA20□□□
	1000	51	60	110	200	3600	RP102M400R600□□□
	1000	51	65	110	200	3800	RP102M400R650□□□
	1000	51	75	110	200	4000	RP102M400R750□□□
	1200	51	65	97	170	4600	RP122M400R650□□□
	1200	51	75	97	170	4900	RP122M400R750□□□
	1500	51	75	74	130	5400	RP152M400R750□□□
	1500	51	80	74	130	5600	RP152M400R800□□□
	1500	51	85	74	130	5700	RP152M400R850□□□
	1500	51	100	74	130	6100	RP152M400RA00□□□
	1500	51	105	74	130	6300	RP152M400RA05□□□
	1800	51	85	63	110	6300	RP182M400R850□□□
	1800	51	96	63	110	6600	RP182M400R960□□□
	1800	63.5	65	63	110	6400	RP182M400S650□□□
	2200	51	96	52	90	7400	RP222M400R960□□□
	2200	51	105	52	90	7700	RP222M400RA05□□□
	2200	51	120	52	90	8200	RP222M400RA20□□□
	2200	51	130	52	90	8500	RP222M400RA30□□□
	2200	63.5	75	52	90	7500	RP222M400S750□□□
	2200	63.5	96	52	90	8400	RP222M400S960□□□
	2700	51	115	42	74	8800	RP272M400RA15□□□
	2700	63.5	85	42	74	8700	RP272M400S850□□□
	2700	63.5	96	42	74	9200	RP272M400S960□□□
	2700	63.5	105	42	74	9600	RP272M400SA05□□□
	3300	51	130	34	60	10400	RP332M400RA30□□□
	3300	51	145	34	60	10900	RP332M400RA45□□□
3300	63.5	95	34	60	10200	RP332M400S950□□□	
3300	63.5	100	34	60	10400	RP332M400SA00□□□	
3300	63.5	115	34	60	11100	RP332M400SA15□□□	
3300	63.5	120	34	60	11300	RP332M400SA20□□□	
3300	76.2	100	34	60	11600	RP332M400TA00□□□	
3900	51	170	29	51	12800	RP392M400RA70□□□	

STANDARD RATINGS

□□□ see terminal code at dimensions table

V _R (V)	C _R (μF)	∅ D (mm)	L (mm)	Typ. ESR +20°C • 120Hz (mΩ)	Max. ESR +20°C • 120Hz (mΩ)	I _R - Max. Ripple Current +85°C • 120Hz (mA rms)	CapXon Part Number
400	3900	63.5	105	29	51	11600	RP392M400SA05□□□
	3900	63.5	115	29	51	12100	RP392M400SA15□□□
	3900	63.5	130	29	51	12800	RP392M400SA30□□□
	3900	76.2	85	29	51	11800	RP392M400T850□□□
	3900	76.2	96	29	51	12400	RP392M400T960□□□
	3900	76.2	105	29	51	12900	RP392M400TA05□□□
	4700	63.5	125	24	42	13900	RP472M400SA25□□□
	4700	63.5	130	24	42	14100	RP472M400SA30□□□
	4700	76.2	95	24	42	13700	RP472M400T950□□□
	4700	76.2	100	24	42	14000	RP472M400TA00□□□
	4700	76.2	105	24	42	14200	RP472M400TA05□□□
	4700	76.2	115	24	42	14800	RP472M400TA15□□□
	4700	76.2	120	24	42	15100	RP472M400TA20□□□
	5600	63.5	140	20	36	15800	RP562M400SA40□□□
	5600	63.5	155	20	36	16500	RP562M400SA55□□□
	5600	76.2	105	20	36	16700	RP562M400TA05□□□
	5600	76.2	130	20	36	18300	RP562M400TA30□□□
	6800	63.5	165	17	29	17500	RP682M400SA65□□□
	6800	76.2	115	17	29	17100	RP682M400TA15□□□
	6800	76.2	130	17	29	17400	RP682M400TA30□□□
	6800	76.2	140	17	29	18000	RP682M400TA40□□□
	6800	76.2	155	17	29	18800	RP682M400TA55□□□
	6800	89	157	17	29	20600	RP682M400XA57□□□
	8200	63.5	210	14	24	22200	RP822M400SB10□□□
	8200	76.2	150	14	24	21000	RP822M400TA50□□□
	8200	76.2	155	14	24	21300	RP822M400TA55□□□
	8200	89	120	14	24	20800	RP822M400XA20□□□
	8200	89	130	14	24	21500	RP822M400XA30□□□
	8200	89	157	14	24	23400	RP822M400XA57□□□
	10000	76.2	160	11	20	23900	RP103M400TA60□□□
	10000	76.2	170	11	20	24500	RP103M400TA70□□□
	10000	76.2	190	11	20	25800	RP103M400TA90□□□
	10000	89	130	11	20	23800	RP103M400XA30□□□
	10000	89	155	11	20	25700	RP103M400XA55□□□
	12000	76.2	220	10	17	28000	RP123M400TB20□□□
	12000	89	155	10	17	26100	RP123M400XA55□□□
	12000	89	190	10	17	28600	RP123M400XA90□□□
	12000	89	219	10	17	30500	RP123M400XB19□□□
	15000	76.2	230	8	13	31900	RP153M400TB30□□□
	15000	89	180	8	13	31100	RP153M400XA80□□□
15000	89	220	8	13	34000	RP153M400XB20□□□	
18000	89	230	6	11	34600	RP183M400XB30□□□	
22000	100	240	5	9	36000	RP223M400DB40□□□	

STANDARD RATINGS

□□□ see terminal code at dimensions table

V _R (V)	C _R (μF)	∅ D (mm)	L (mm)	Typ. ESR +20°C • 120Hz (mΩ)	Max. ESR +20°C • 120Hz (mΩ)	I _R - Max. Ripple Current +85°C • 120Hz (mA rms)	CapXon Part Number
450	270	35	50	420	740	1700	RP271M450P500□□□
	330	35	60	340	600	1800	RP331M450P600□□□
	330	35	65	340	600	1900	RP331M450P650□□□
	390	35	70	290	510	2100	RP391M450P700□□□
	390	35	80	290	510	2200	RP391M450P800□□□
	470	35	80	240	420	2400	RP471M450P800□□□
	560	35	90	210	360	2900	RP561M450P900□□□
	680	35	100	170	290	3100	RP681M450PA00□□□
	820	35	120	140	240	3600	RP821M450PA20□□□
	820	51	60	140	240	3300	RP821M450R600□□□
	820	51	75	140	240	3600	RP821M450R750□□□
	1000	51	70	110	200	4340	RP102M450R700□□□
	1000	51	75	110	200	4470	RP102M450R750□□□
	1000	51	80	110	200	4600	RP102M450R800□□□
	1200	51	75	97	170	5000	RP122M450R750□□□
	1200	51	96	97	170	5600	RP122M450R960□□□
	1500	51	85	74	130	5800	RP152M450R850□□□
	1500	51	105	74	130	6400	RP152M450RA05□□□
	1500	51	115	74	130	6700	RP152M450RA15□□□
	1500	51	120	74	130	6800	RP152M450RA20□□□
	1500	63.5	65	74	130	5900	RP152M450S650□□□
	1500	63.5	80	74	130	6400	RP152M450S800□□□
	1800	51	95	63	110	6600	RP182M450R950□□□
	1800	51	118	63	110	7300	RP182M450RA18□□□
	1800	51	130	63	110	7600	RP182M450RA30□□□
	1800	63.5	75	63	110	6800	RP182M450S750□□□
	1800	63.5	96	63	110	7500	RP182M450S960□□□
	2200	51	125	52	90	8400	RP222M450RA25□□□
	2200	51	130	52	90	8600	RP222M450RA30□□□
	2200	63.5	85	52	90	8100	RP222M450S850□□□
	2200	63.5	96	52	90	8500	RP222M450S960□□□
	2200	63.5	100	52	90	8600	RP222M450SA00□□□
	2200	63.5	120	52	90	9400	RP222M450SA20□□□
	2700	51	145	42	74	9900	RP272M450RA45□□□
	2700	63.5	90	42	74	9000	RP272M450S900□□□
	2700	63.5	96	42	74	9300	RP272M450S960□□□
	2700	63.5	115	42	74	10100	RP272M450SA15□□□
	2700	76.2	96	42	74	10300	RP272M450T960□□□
	3300	51	170	34	60	11900	RP332M450RA70□□□
	3300	63.5	105	34	60	10800	RP332M450SA05□□□
3300	63.5	115	34	60	11200	RP332M450SA15□□□	
3300	63.5	130	34	60	11800	RP332M450SA30□□□	
3300	76.2	85	34	60	10900	RP332M450T850□□□	
3300	76.2	96	34	60	11500	RP332M450T960□□□	

STANDARD RATINGS

□□□ see terminal code at dimensions table

V _R (V)	C _R (μF)	∅ D (mm)	L (mm)	Typ. ESR +20°C • 120Hz (mΩ)	Max. ESR +20°C • 120Hz (mΩ)	I _R - Max. Ripple Current +85°C • 120Hz (mA rms)	CapXon Part Number
450	3300	76.2	100	34	60	11700	RP332M450TA00□□□
	3300	76.2	120	34	60	12600	RP332M450TA20□□□
	3900	63.5	125	29	51	12700	RP392M450SA25□□□
	3900	63.5	130	29	51	12900	RP392M450SA30□□□
	3900	76.2	95	29	51	12500	RP392M450T950□□□
	3900	76.2	100	29	51	12800	RP392M450TA00□□□
	3900	76.2	115	29	51	13500	RP392M450TA15□□□
	4700	63.5	145	24	42	14900	RP472M450SA45□□□
	4700	63.5	155	24	42	15400	RP472M450SA55□□□
	4700	76.2	105	24	42	14400	RP472M450TA05□□□
	4700	76.2	115	24	42	14900	RP472M450TA15□□□
	4700	76.2	120	24	42	15200	RP472M450TA20□□□
	4700	76.2	130	24	42	15700	RP472M450TA30□□□
	4700	76.2	160	24	42	17200	RP472M450TA60□□□
	4700	89	119	24	42	16600	RP472M450XA19□□□
	5600	63.5	165	20	36	18500	RP562M450SA65□□□
	5600	76.2	125	20	36	18100	RP562M450TA25□□□
	5600	76.2	130	20	36	18400	RP562M450TA30□□□
	5600	76.2	155	20	36	19900	RP562M450TA55□□□
	5600	89	134	20	36	20400	RP562M450XA34□□□
	6800	63.5	210	17	29	19600	RP682M450SB10□□□
	6800	76.2	140	17	29	18000	RP682M450TA40□□□
	6800	76.2	150	17	29	18600	RP682M450TA50□□□
	6800	89	120	17	29	18400	RP682M450XA20□□□
	6800	89	130	17	29	19100	RP682M450XA30□□□
	6800	89	157	17	29	20700	RP682M450XA57□□□
	8200	76.2	170	13	24	22300	RP822M450TA70□□□
	8200	76.2	220	13	24	25000	RP822M450TB20□□□
	8200	89	130	13	24	21600	RP822M450XA30□□□
	8200	89	155	13	24	23400	RP822M450XA55□□□
	10000	76.2	210	11	20	27100	RP103M450TB10□□□
	10000	76.2	215	11	20	27400	RP103M450TB15□□□
	10000	76.2	220	11	20	27700	RP103M450TB20□□□
10000	89	155	11	20	25800	RP103M450XA55□□□	
10000	89	170	11	20	26900	RP103M450XA70□□□	
12000	89	190	10	17	28700	RP123M450XA90□□□	
12000	89	220	10	17	30600	RP123M450XB20□□□	
15000	89	220	8	13	34100	RP153M450XB20□□□	
500	120	35	50	1260	2210	800	RP121M500P500□□□
	270	35	80	560	980	1300	RP271M500P800□□□
	330	35	100	460	800	1500	RP331M500PA00□□□
	390	35	120	390	680	1800	RP391M500PA20□□□
	470	51	60	320	560	2200	RP471M500R600□□□
	470	51	75	320	560	2400	RP471M500R750□□□

STANDARD RATINGS

□□□ see terminal code at dimensions table

V _R (V)	C _R (μF)	∅ D (mm)	L (mm)	Typ. ESR +20°C • 120Hz (mΩ)	Max. ESR +20°C • 120Hz (mΩ)	I _R - Max. Ripple Current +85°C • 120Hz (mA rms)	CapXon Part Number
500	680	51	65	220	390	2800	RP681M500R650□□□
	680	51	96	220	390	3300	RP681M500R960□□□
	820	51	75	180	320	3200	RP821M500R750□□□
	820	51	115	180	320	3900	RP821M500RA15□□□
	1000	51	85	150	270	3700	RP102M500R850□□□
	1000	51	130	150	270	4500	RP102M500RA30□□□
	1000	63.5	96	150	270	4400	RP102M500S960□□□
	1200	51	96	130	220	4300	RP122M500R960□□□
	1500	51	115	100	180	5200	RP152M500RA15□□□
	1500	63.5	96	100	180	5400	RP152M500S960□□□
	1500	63.5	115	100	180	5900	RP152M500SA15□□□
	1500	76.2	96	100	180	6000	RP152M500T960□□□
	1800	51	130	86	150	6000	RP182M500RA30□□□
	1800	63.5	96	86	150	5900	RP182M500S960□□□
	1800	63.5	130	86	150	6800	RP182M500SA30□□□
	2200	63.5	115	69	120	7100	RP222M500SA15□□□
	2200	76.2	96	69	120	7300	RP222M500T960□□□
	2200	76.2	115	69	120	7900	RP222M500TA15□□□
	2700	63.5	130	56	98	8600	RP272M500SA30□□□
	2700	76.2	155	56	98	10300	RP272M500TA55□□□
	3300	76.2	115	46	80	10100	RP332M500TA15□□□
	3900	76.2	130	39	68	11500	RP392M500TA30□□□
	3900	89	155	39	68	13600	RP392M500XA55□□□
	4700	76.2	155	32	56	13400	RP472M500TA55□□□
5600	89	157	27	47	14800	RP562M500XA57□□□	
6800	89	155	22	39	16000	RP682M500XA55□□□	
8200	89	196	18	32	18200	RP822M500XA96□□□	
10000	89	220	15	27	22300	RP103M500XB20□□□	
550	100	35	50	1510	2650	700	RP101M550P500□□□
	180	35	80	840	1470	1100	RP181M550P800□□□
	270	35	100	560	980	1400	RP271M550PA00□□□
	330	35	120	460	800	1700	RP331M550PA20□□□
	390	51	60	390	680	2000	RP391M550R600□□□
	390	51	75	390	680	2200	RP391M550R750□□□
	560	51	65	270	470	2500	RP561M550R650□□□
	560	51	96	270	470	3000	RP561M550R960□□□
	560	63.5	96	270	470	3300	RP561M550S960□□□
	680	51	75	220	390	2900	RP681M550R750□□□
	680	51	96	220	390	3300	RP681M550R960□□□
	680	51	115	220	390	3600	RP681M550RA15□□□
	680	63.5	115	220	390	4000	RP681M550SA15□□□
	820	51	80	180	320	3400	RP821M550R800□□□
	820	51	85	180	320	3500	RP821M550R850□□□
	820	51	96	180	320	3700	RP821M550R960□□□

STANDARD RATINGS

□□□ see terminal code at dimensions table

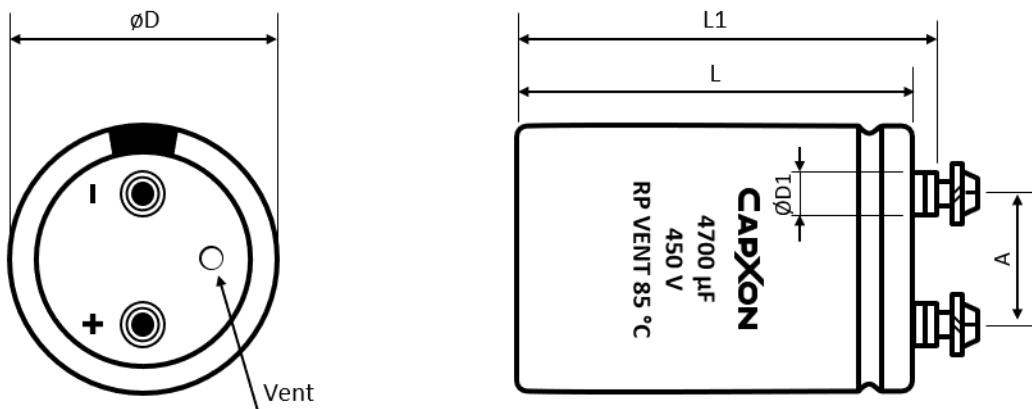
V _R (V)	C _R (μF)	∅ D (mm)	L (mm)	Typ. ESR +20°C • 120Hz (mΩ)	Max. ESR +20°C • 120Hz (mΩ)	I _R - Max. Ripple Current +85°C • 120Hz (mA rms)	CapXon Part Number
550	820	51	130	180	320	4200	RP821M550RA30□□□
	820	63.5	130	180	320	4800	RP821M550SA30□□□
	1000	51	96	150	270	4900	RP102M550R960□□□
	1000	51	105	150	270	5100	RP102M550RA05□□□
	1200	51	105	130	220	5800	RP122M550RA05□□□
	1200	51	115	130	220	6000	RP122M550RA15□□□
	1200	63.5	80	130	220	5800	RP122M550S800□□□
	1200	76.2	96	130	220	7000	RP122M550T960□□□
	1500	51	130	100	180	7400	RP152M550RA30□□□
	1500	63.5	96	100	180	7300	RP152M550S960□□□
	1500	76.2	115	100	180	8800	RP152M550TA15□□□
	1800	63.5	96	86	150	8300	RP182M550S960□□□
	1800	63.5	118	86	150	9100	RP182M550SA18□□□
	1800	76.2	80	86	150	8600	RP182M550T800□□□
	1800	76.2	96	86	150	9200	RP182M550T960□□□
	1800	76.2	130	86	150	10500	RP182M550TA30□□□
	2200	63.5	118	69	120	9400	RP222M550SA18□□□
	2200	63.5	130	69	120	9800	RP222M550SA30□□□
	2200	76.2	96	69	120	9500	RP222M550T960□□□
	2200	76.2	105	69	120	9900	RP222M550TA05□□□
	2200	76.2	155	69	120	11700	RP222M550TA55□□□
	2700	63.5	130	56	98	10800	RP272M550SA30□□□
	2700	76.2	105	56	98	10900	RP272M550TA05□□□
	2700	76.2	115	56	98	11300	RP272M550TA15□□□
	2700	76.2	130	56	98	12000	RP272M550TA30□□□
	3300	76.2	118	46	80	12100	RP332M550TA18□□□
	3300	76.2	130	46	80	12600	RP332M550TA30□□□
	3300	76.2	143	46	80	13200	RP332M550TA43□□□
	3900	76.2	143	39	68	14200	RP392M550TA43□□□
	3900	89	120	39	68	14400	RP392M550XA20□□□
	4700	76.2	155	32	56	16200	RP472M550TA55□□□
	4700	89	145	32	56	17200	RP472M550XA45□□□
	4700	89	157	32	56	17800	RP472M550XA57□□□
	5600	76.2	190	27	47	18800	RP562M550TA90□□□
	5600	89	145	27	47	18200	RP562M550XA45□□□
	5600	89	155	27	47	18700	RP562M550XA55□□□
	6800	76.2	220	22	39	21800	RP682M550TB20□□□
	6800	89	170	22	39	21100	RP682M550XA70□□□
	8200	89	197	18	32	25300	RP822M550XA97□□□

STANDARD RATINGS

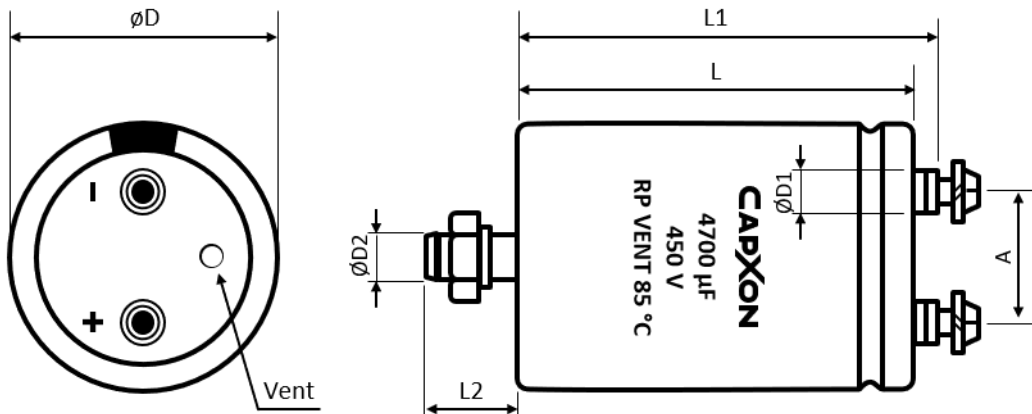
□□□ see terminal code at dimensions table

V _R (V)	C _R (μF)	∅ D (mm)	L (mm)	Typ. ESR +20°C · 120Hz (mΩ)	Max. ESR +20°C · 120Hz (mΩ)	Max. Ripple Current +85°C · 120Hz (mA rms)	CapXon Part Number
630	1000	63.5	130	190	330	6000	RP102M630SA30□□□
	1200	76.2	110	160	280	6800	RP122M630TA10□□□
	1500	76.2	130	130	220	8200	RP152M630TA30□□□
	1800	76.2	150	100	180	9700	RP182M630TA50□□□
	2200	89	130	86	150	10800	RP222M630XA30□□□
	2700	89	150	69	120	12700	RP272M630XA50□□□
	3300	89	170	57	100	14800	RP332M630XA70□□□
	3900	89	190	49	85	17400	RP392M630XA90□□□
	4700	100	220	40	71	21500	RP472M630DB20□□□
5600	100	240	34	59	24800	RP562M630DB40□□□	

DIMENSIONS - Ring clamp mounting - All dimensions in mm



Terminal	Dimensions (mm) with insulating sleeve					Min. Full Thread (mm)	Max. Torque (Nm)	Terminal code
	D ± 2	L ± 3	L1 ± 3	D1 max.	A ± 0.5			
M5	35	50 ~ 120	56.5 ~ 126.5	8.3	12.7	8	2	A50
M5	51	50 ~ 140	56.5 ~ 146.5	10.3	22	8	2	A50
M5	63.5	80 ~ 140	86.5 ~ 146.5	10.3	28.6	8	2	A50
M5	63.5	80 ~ 140	86.5 ~ 146.5	13	28.6	8	2	A53
M5	76.2	100 ~ 240	106.5 ~ 246.5	10.3	31.8	12	2.5	A50
M5	76.2	100 ~ 240	106.5 ~ 246.5	13	31.8	12	2.5	A53
M6	76.2	100 ~ 240	106.5 ~ 246.5	13	31.8	12	2.5	A63
M6	76.2	100 ~ 240	106.5 ~ 246.5	17.5	31.8	12	2.5	A67
M6	89	100 ~ 240	106.5 ~ 246.5	13	31.8	12	2.5	A63
M6	89	100 ~ 240	106.5 ~ 246.5	17.5	31.8	12	2.5	A67
M8	100	100 ~ 240	110 ~ 250	17.5	41.5	16	5	A87

DIMENSIONS • Threaded stud mounting • All dimensions in mm


Terminal	Dimensions (mm) with insulating sleeve							Min. Full Thread (mm)	Max. Torque (Nm)	Terminal code
	$D \pm 2$	$L \pm 3$	$L1 \pm 3$	$L2 \pm 1$	D1 max.	D2	$A \pm 0.5$			
M5	35	50 ~ 120	56.5 ~ 126.5	12	8.3	M8	12.7	8	2	E50
M5	51	50 ~ 140	56.5 ~ 146.5	16	10.3	M12	22	8	2	E50
M5	63.5	80 ~ 140	86.5 ~ 146.5	16	10.3	M12	28.6	8	2	E50
M5	63.5	80 ~ 140	86.5 ~ 146.5	16	13	M12	28.6	8	2	E53
M5	76.2	100 ~ 240	106.5 ~ 246.5	16	10.3	M12	31.8	12	2.5	E50
M5	76.2	100 ~ 240	106.5 ~ 246.5	16	13	M12	31.8	12	2.5	E53
M6	76.2	100 ~ 240	106.5 ~ 246.5	16	13	M12	31.8	12	2.5	E63
M6	76.2	100 ~ 240	106.5 ~ 246.5	16	17.5	M12	31.8	12	2.5	E67
M6	89	100 ~ 240	106.5 ~ 246.5	16	13	M12	31.8	12	2.5	E63
M6	89	100 ~ 240	106.5 ~ 246.5	16	17.5	M12	31.8	12	2.5	E67
M8	100	100 ~ 240	110 ~ 250	16	17.5	M12	41.5	16	5	E87

ACCESSORIES

- The capacitors are supplied with suitable screws, serrated washers and plain washers. Accessories are not fastened to the capacitor.
- Suitable ring clamps and further assembly material see packaging information “Accessories”.

MULTIPLIER K_f for RIPPLE CURRENT vs. FREQUENCY

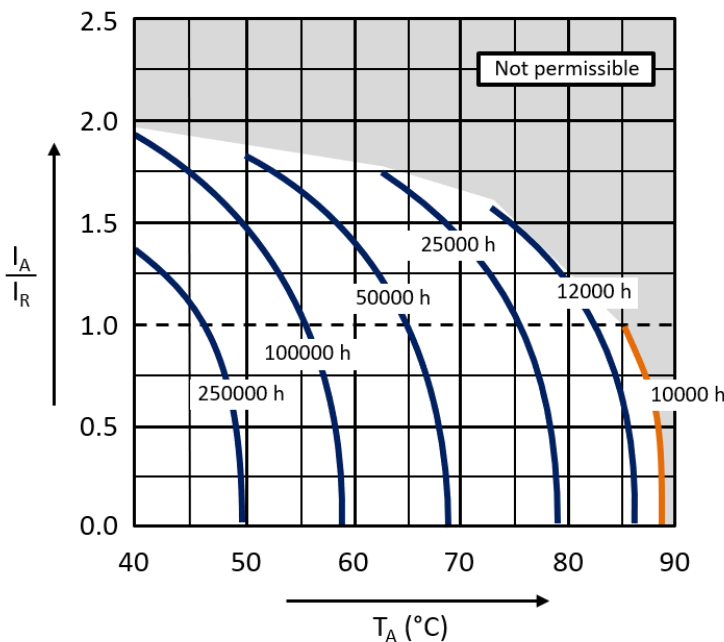
Frequency (Hz)	50/60	100/120	300	1k	$\geq 3k$
K_f	0.8	1	1.2	1.3	1.4

PRECAUTIONS, GUIDELINES AND PACKAGING INFORMATION

Unless otherwise agreed in individual specifications, all products are subject to our “General Precautions and Guidelines” as well as our “Packaging Information”. Please refer to the following links in the table.

General Precautions & Guidelines	Packaging Information	3D Models

USEFUL LIFE



With: I_A : Actual application current
 I_R : Maximum permissible rated ripple current (A RMS)
 T_A : Ambient temperature of the capacitor

DISCLAIMER

All product related data (e.g. specification, statements and general information) are subject to change without any notice. It is necessary that the customer observes all product related technical / application information and handling instructions.

CapXon products are designed and manufactured according to severe quality and safety standards. Under no circumstance, CapXon warrants that any CapXon product is suitable for the purposes intended for your application, even CapXon knows the application. It is customer's duty and obligation to check and make sure that CapXon products are suitable for the purposes intended and select the correct and proper CapXon product. Customers are requested to perform a sufficient validation and reliability evaluation to assure needed safety level and reliability performance by suitable designs and to apply proper safeguards (e.g. redundancies, protective circuits).

Particular operating conditions (ambient temperature, ripple current, voltage, thermal resistance, etc.) as well as storage, production or assembly may affect the performance and the lifetime of the capacitor. Please consult CapXon for lifetime estimation, failure mode considerations or worst-case scenarios according to the product technology, product tolerances / deviations or change of the characteristics of the capacitor due to shipment, storage, handling, production and usage.

For aerospace or military application, life-saving, life-sustaining, safety critical applications or any application where failure may cause severe personal injury or death, please consult us before design-in the capacitor in your application.

Except for the written expressed warranties, CapXon does not impliedly, by assumption or whatever else, warrant, undertake, promise any other warranty or guaranty for any CapXon product.

For further information, please visit our website www.capxongroup.com or contact CapXon directly.