

### AB SERIES ■ MINIATURIZED HIGH RIPPLE CURRENT TYPE

#### KEY FEATURES



- HYBRID CONDUCTIVE POLYMER • SMD type
- Endurance: 125°C • 2000 up to 4000 hours
- Low ESR and **extremely** high ripple current in small dimensions
- Vibration Proof (VP) version (up to 30g) available
- AEC-Q200 version available

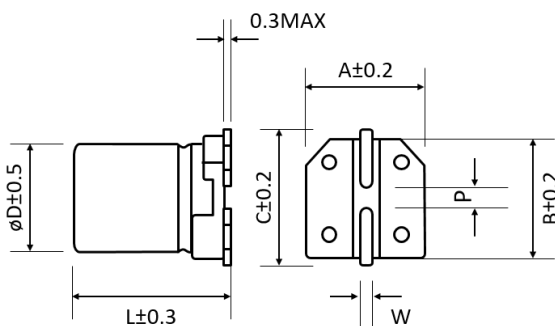


#### SPECIFICATIONS

Items		Performance Characteristics
Operating Temperature Range		-55 ~ +125°C
Rated Voltage Range	$V_R$	25 ~ 35V DC
Surge Voltage	$V_S$	( $V_R \leq 100V$ ): $V_S = 1.25 \cdot V_R$
Capacitance Range	$C_R$	33 ~ 680 $\mu$ F
Cap. Tolerance	$\Delta C$	$\pm 20\%$ (120Hz • 20°C)
Leakage Current (20°C • $V_R$ applied)	$I_{LEAK}$	Not to exceed the values shown in standard ratings After 2 minutes
Dissipation Factor % (20°C • 120Hz)	$\tan\delta$	Not to exceed the values shown in standard ratings
Equivalent Series Resistance (20°C • 100kHz)	ESR	Not to exceed the values shown in standard ratings

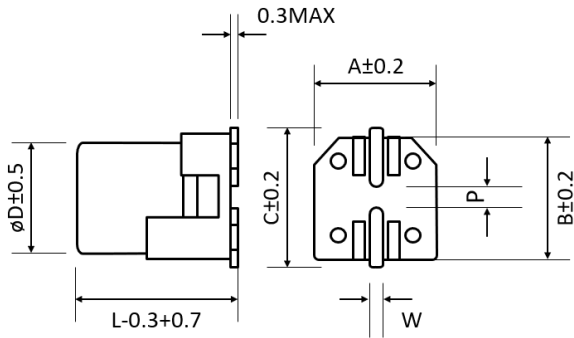
Lifetime Test			
Endurance 125°C ( $V_R$ & $I_R$ applied)	Test	4000 hours	25V DC
		4000 hours	< $\varnothing$ D 10 • 35V DC
		2000 hours	$\geq$ $\varnothing$ D 10 • 35V DC
	$\Delta C/C_R$	Within $\pm 30\%$ of the initial value	
	$\tan\delta$	Less than 200% of the specified value	
	ESR	Less than 200% of the specified value	
	$I_{Leak}$	Less than the specified value	

#### DIMENSIONS STANDARD PACKAGE ■ All dimensions in mm



$\varnothing$ D	L	A	B	C	W	P $\pm 0.2$
5	5.8	5.3	5.3	5.9	0.5 to 0.8	1.4
6.3	5.8	6.5	6.5	7.2	0.5 to 0.8	2.2
6.3	7.7	6.5	6.5	7.2	0.5 to 0.8	2.2
8	10.5	8.3	8.3	9.0	0.7 to 1.1	3.1
10	10.5	10.3	10.3	11.0	0.7 to 1.1	4.5
10	12.4	10.3	10.3	11.0	0.7 to 1.1	4.5

### DIMENSIONS VP PACKAGE (VIBRATION PROOF) ▪ All dimensions in mm



ø D	L	A	B	C	W	P±0.2
6.3	5.8	6.6	6.6	7.3	0.5 to 0.8	2.2
6.3	7.7	6.6	6.6	7.3	0.5 to 0.8	2.2
8	10.5	8.3	8.3	9.0	0.7 to 1.1	3.1
10	10.5	10.5	10.5	11.2	0.7 to 1.1	4.5
10	12.4	10.5	10.5	11.2	0.7 to 1.1	4.5

### STANDARD RATINGS

Part number shows blister tape on paper reel

V <sub>R</sub> (V)			C <sub>R</sub> (μF)	ø D (mm)	L (mm)	I <sub>LEAK</sub> (μA, 2min)	tanδ +20°C ▪ 120Hz (%)	Max. ESR +20°C ▪ 100kHz (mΩ)	I <sub>R</sub> ▪ Max. Ripple Cur- rent +125°C ▪ 100kHz (mA rms)	CapXon Part Number
	Standard	Vibration-proof								
25	•		47	5	5.8	11.8	14	80	850	AB470M025C058PTR □□
	•		56	5	5.8	14.0	14	80	850	AB560M025C058PTR □□
	•	•	68	6.3	5.8	17.0	14	50	1300	AB680M025E058PTR □□
	•	•	82	6.3	5.8	20.5	14	50	1300	AB820M025E058PTR □□
	•	•	100	6.3	5.8	25.0	14	50	1300	AB101M025E058PTR □□
	•	•	150	6.3	7.7	37.5	14	30	1800	AB151M025E077PTR □□
	•	•	180	6.3	7.7	45.0	14	30	1800	AB181M025E077PTR □□
	•	•	270	8	10.5	67.5	14	27	2000	AB271M025F105PTR □□
	•	•	330	8	10.5	82.5	14	27	2000	AB331M025F105PTR □□
	•	•	470	10	10.5	117.5	14	20	2800	AB471M025G105PTR □□
	•	•	560	10	10.5	140.0	14	20	2800	AB561M025G105PTR □□
35	•		33	5	5.8	11.5	12	100	750	AB330M035C058PTR □□
	•		39	5	5.8	13.7	12	100	750	AB390M035C058PTR □□
	•	•	56	6.3	5.8	19.6	12	60	1200	AB560M035E058PTR □□
	•	•	68	6.3	5.8	23.8	12	60	1200	AB680M035E058PTR □□
	•	•	100	6.3	7.7	35.0	12	35	1700	AB101M035E077PTR □□
	•	•	120	6.3	7.7	42.0	12	35	1700	AB121M035E077PTR □□
	•	•	180	8	10.5	63.0	12	27	2000	AB181M035F105PTR □□
	•	•	220	8	10.5	77.0	12	27	2000	AB221M035F105PTR □□
	•	•	330	10	10.5	115.5	12	20	2800	AB331M035G105PTR □□
	•	•	390	10	10.5	136.5	12	20	2800	AB391M035G105PTR □□

□□: Leave **blank** for Standard package  
 □□: Enter **W** for Vibration proof version





□□: Enter **X** for AEC-Q200  
 □□: Enter **XW** for AEC-Q200 and Vibration proof version

### MULTIPLIER K<sub>f</sub> for RIPPLE CURRENT vs. FREQUENCY

Frequency (Hz)	120 ≤ Freq. < 1k	1k ≤ Freq. < 10k	10k ≤ Freq. < 100k	100k ≤ Freq. < 300k
Coefficient K <sub>f</sub>	0.1	0.3	0.6	1

**PRECAUTIONS, GUIDELINES AND PACKAGING INFORMATION**

Unless otherwise agreed in individual specifications, all products are subject to our “General Precautions and Guidelines” as well as our “Packaging Information”. Please refer to the following links in the table.

			
<p><a href="#">General Precautions &amp; Guidelines</a></p>	<p><a href="#">Packaging Information</a></p>	<p><a href="#">Vibration Test Profiles</a></p>	<p><a href="#">3D Models</a></p>

**DISCLAIMER**

All product related data (e.g. specification, statements and general information) are subject to change without any notice. It is necessary that the customer observes all product related technical / application information and handling instructions.

CapXon products are designed and manufactured according to severe quality and safety standards. Under no circumstance, CapXon warrants that any CapXon product is suitable for the purposes intended for your application, even CapXon knows the application. It is customer's duty and obligation to check and make sure that CapXon products are suitable for the purposes intended and select the correct and proper CapXon product. Customers are requested to perform a sufficient validation and reliability evaluation to assure needed safety level and reliability performance by suitable designs and to apply proper safeguards (e.g. redundancies, protective circuits).

Particular operating conditions (ambient temperature, ripple current, voltage, thermal resistance, etc.) as well as storage, production or assembly may affect the performance and the lifetime of the capacitor. Please consult CapXon for lifetime estimation, failure mode considerations or worst-case scenarios according to the product technology, product tolerances / deviations or change of the characteristics of the capacitor due to shipment, storage, handling, production and usage.

For aerospace or military application, life-saving, life-sustaining, safety critical applications or any application where failure may cause severe personal injury or death, please consult us before design-in the capacitor in your application.

Except for the written expressed warranties, CapXon does not impliedly, by assumption or whatever else, warrant, undertake, promise any other warranty or guaranty for any CapXon product.

For further information, please visit our website [www.capxongroup.com](http://www.capxongroup.com) or contact CapXon directly.